



2011

)

(

.....	4
.....	6
.....	8
.....	12
.....	17
.....	26
.....	27
.....	36
.....	39
.....	47
.....	94

	Hunan Fazhan Industrial Co., LTD.

	106	
	0731-88789296	
	0731-88789256	
	hnfz@hnfzgf.com	

	*ST
	000722
	MD
	410013
	106
	410005
	www.hnfzgf.com
	hnfz@hnfzgf.com

	www.cninfo.com.cn

	*ST
	000722
	A

	1993 8 12
	15
	4300001000672
	430406185034687
	18503468-7
	2011 1 25
	MD
	430000000056738
	430104186034687
	18503468-7
	19-20
	1589
	11

	2011	2010		2009
	188, 104, 562. 91	587, 159, 977. 44	- 67. 9637%	633, 550, 297. 49
	82, 836, 966. 33	- 24, 359, 237. 89	-	- 625, 873, 716. 84
	82, 895, 788. 78	30, 431, 399. 97	172. 4022%	- 623, 670, 291. 66
	82, 895, 788. 78	25, 140, 518. 60	229. 7298%	- 493, 796, 799. 76
	82, 836, 966. 33	- 44, 649, 482. 10	-	- 497, 386, 798. 84
	130, 169, 997. 38	73, 906, 019. 48	76. 1291%	47, 696, 764. 33
	2011	2010		2009
	1, 966, 025, 755. 83	1, 881, 093, 465. 31	4. 52%	1, 316, 610, 290. 50
	25, 237, 391. 79	23, 200, 890. 05	8. 78%	1, 068, 386, 214. 09
	1, 940, 788, 364. 04	1, 857, 892, 575. 26	4. 46%	29, 400, 792. 27
	464, 158, 282. 00	464, 158, 282. 00	0. 00%	268, 130, 736. 00

	2011	2010		2009
/	0. 1786	0. 08	123. 25%	- 1. 84
/	0. 1786	0. 08	123. 25%	- 1. 84
/	0. 1786	0. 08	123. 25%	- 1. 84
/	0. 1785	- 0. 15	-	- 1. 86
%	4. 36%	7. 34%	- 2. 98%	- 177. 67%
%	4. 36%	- 13. 04%	17. 40%	- 178. 96%
/	0. 2804	0. 16	75. 25%	0. 18
	2011	2010		2009
/	4. 1813	4. 00	4. 53%	0. 11
%	1. 28%	1. 23%	0. 05%	81. 15%

2011	28,505		28,505
10			
		42.23%	196,027,546
		11.95%	55,482,454
		1.89%	8,789,300
		1.72%	8,000,000
		1.15%	5,358,892
		0.90%	4,194,250
		0.86%	4,000,000
		0.80%	3,712,436
		0.57%	2,658,563
		0.43%	2,007,855
10			
			8,789,300
			8,000,000
			5,358,892
			4,194,250
			4,000,000
			3,712,436
			2,658,563
			2,007,855
			1,879,527
			1,619,171

100

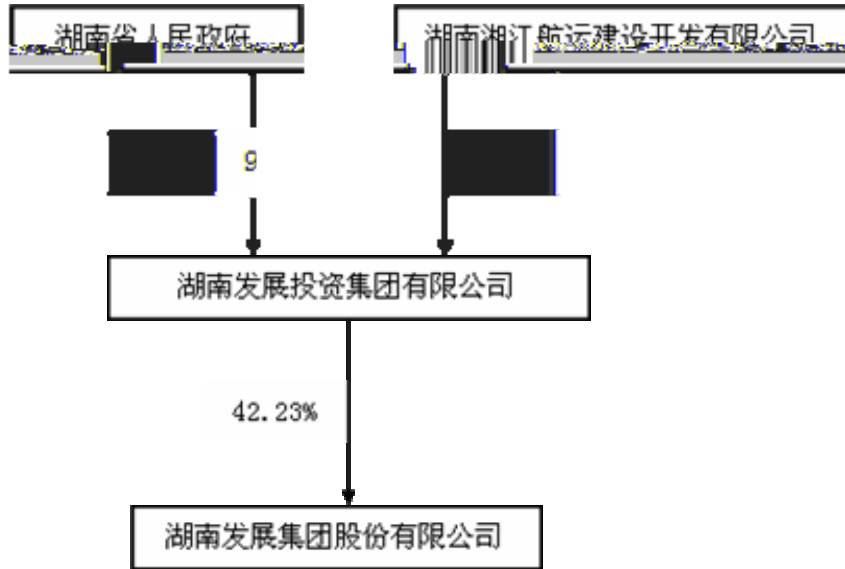
36

430000000055608

430103738955428

73895542- 8

	2010 12 24
	2011 01 21
	2010 12 24
	2011 01 21



10%

11.95%

1992 7 18

279 14-15

279 14-15

30

4300000000029093

430102183766817

"

"

			49	2011	01	10	2014	01	10	0	0	0	40
			49	2011	01	10	2014	01	10	0	0	40	0
			51	2011	01	10	2014	01	10	0	0	30	0
			49	2011	01	10	2014	01	10	0	0	6	0
			45	2011	01	10	2014	01	10	0	0	6	0
			54	2011	01	10	2014	01	10	0	0	3	32
			52	2011	04	28	2014	04	28	0	0	2	30
			46	2011	04	28	2014	04	28	0	0	2	22
			53	2011	04	28	2014	04	28	4,162	4,162	2	0
			40	2011	04	28	2014	04	28	0	0	18	0
			40	2011	04	28	2014	04	28	4,000	4,000	30	0
			42	2010	12	17	2014	01	10	0	0	35	0
			37	2011	01	10	2014	01	10	0	0	32	0
			41	2011	08	10	2014	01	10	0	0	19	0
			40	2011	10	28	2014	01	10	0	0	18	0
			51	2006	06	30	2011	01	10	0	0	0	39
			65	2006	06	30	2011	01	10	0	0	0	0
			63	2006	06	30	2011	01	10	0	0	0	0
			48	2006	06	30	2011	01	10	0	0	0	0
			60	2006	06	30	2011	01	10	10,000	10,000	0	0
			48	2006	06	30	2011	01	10	0	0	0	0
			55	2006	06	30	2011	04	28	0	0	0	0
			56	2006	06	30	2011	04	28	0	0	0	0
			63	2006	06	30	2011	04	28	0	0	0	0
			48	2006	06	30	2011	04	28	0	0	0	0
			50	2006	06	30	2011	04	28	0	0	0	0
			54	2008	05	16	2011	04	28	0	0	0	0
			-	-	-	-	-	-	-	18,162	18,162	-	243
													163

5

		5	
		2011 1 10	
		2009 10	
		2006 4 —2009 11	
		2011 1 10	
		2009 11 —2011 1 10	
		2008 7 —2009 10	
		2005 7 —2008 6	
		2011 1 10	
		2006 10	
		2011 1 10	
		2005 7 2011 1	
		2011 1 10	
		2008 6	
		2005 12 —2008 5	
		2011 1 10	
		1998 3	
		2003 4 —2008	
		2011 04 28	
		2009 8	
		2004 9 —2009 8	
		2011 04 28	
		2005 10	
		2011 04 28	
		1998	
		2011 04 28	
		2011 3	
		2010 5 —2011 2	
		2008 2 —2010 4	
		2006 10 —2008 1	
		2011 04 28	
		2010 12	
		2009 10 —2010 11	
		2005 3 —2009 9	
		2010 12 10	
		2009 10 —2010 12 10	
		2002 6 —2009 9	
		2011 1 10	
		2010 1 —2011 1 10	
		2009 7 —2010 1	
		1995 7 —2009 6	
		2011 08 10	
		2010.10—2011.05	H
		2008.05—2010.10	H
		1995.06—2008.04	

		2011 4	
		2008 5 - 2011 4	
		1997 7 - 2008 5	2004 1 - 2006
			7

2010 12 10

2011 1 10

2011 1 10

2011 4 8

2011 4 12

2011 4 28

2010

2011 8 10

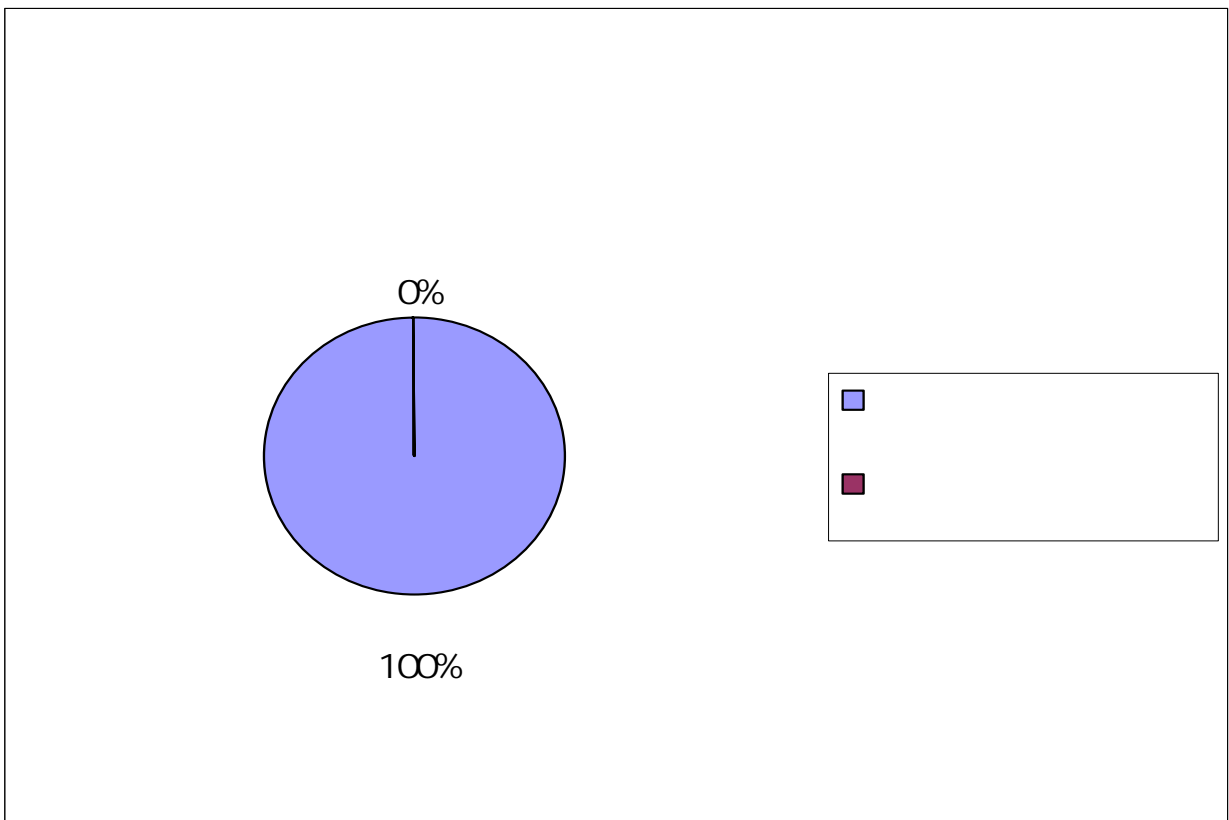
2011 10 28

2011 10 28

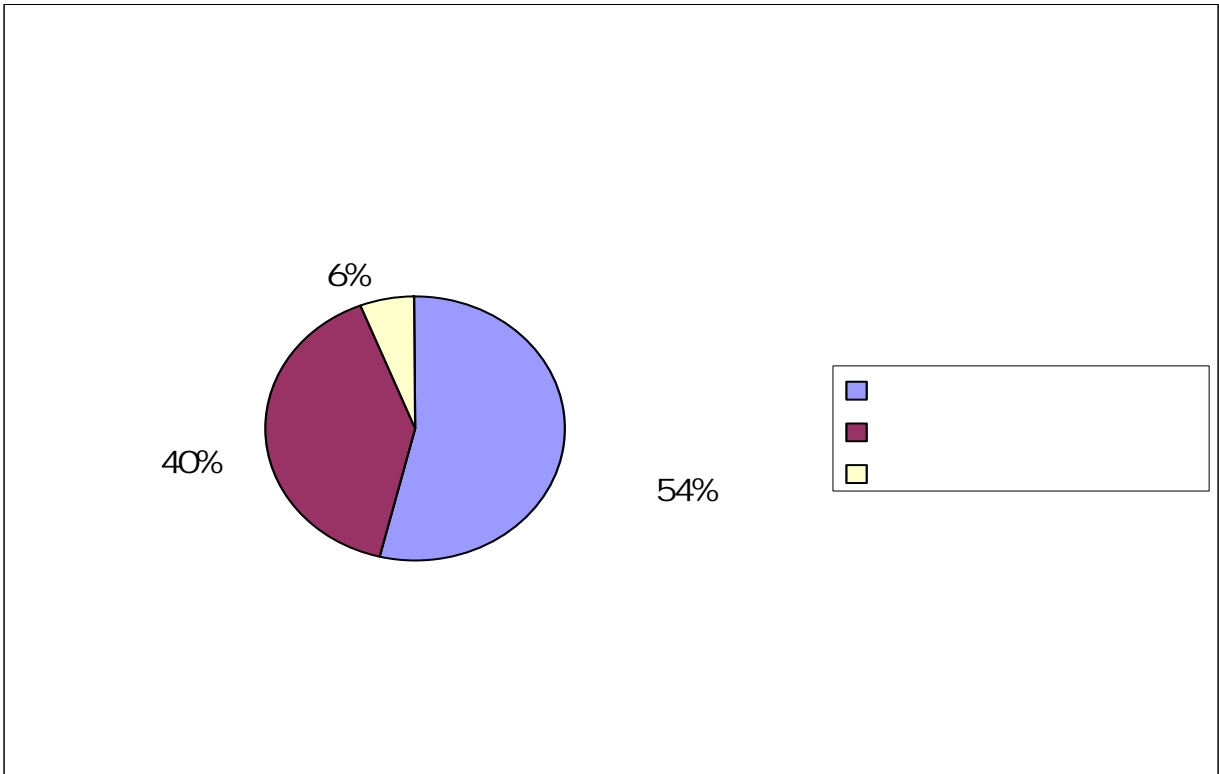
1

	84
	0
	45
	34
	5
	8
	61
	6
	9

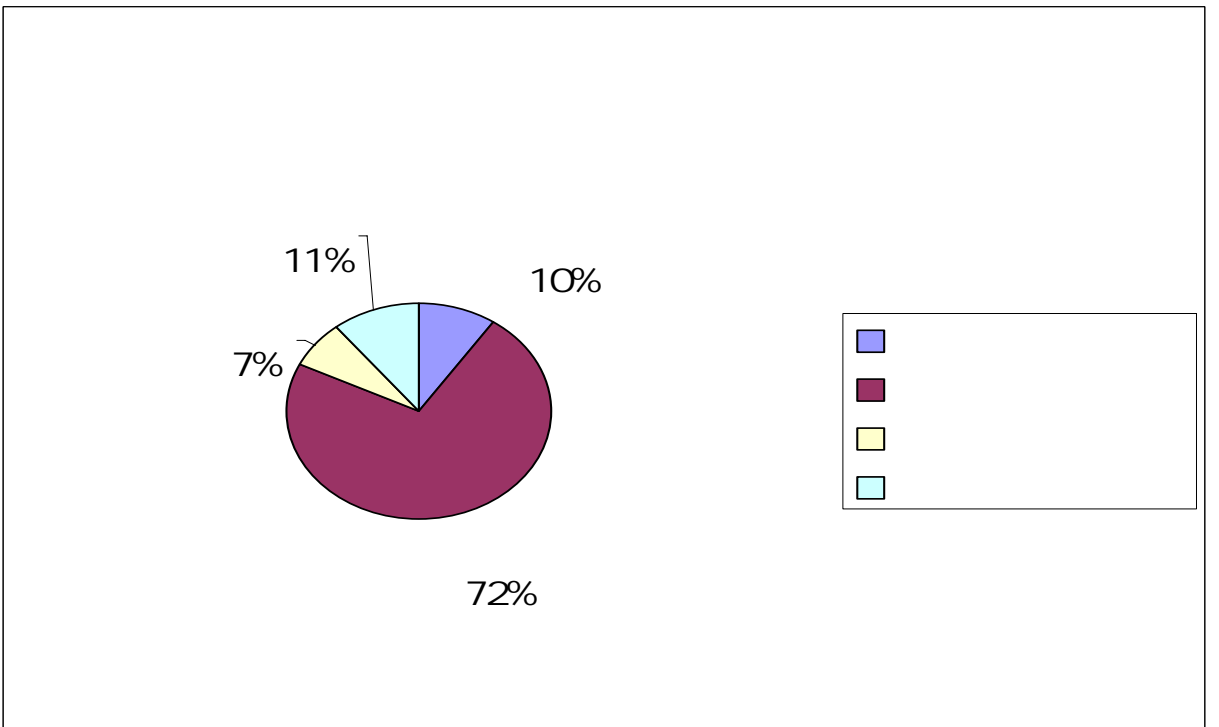
2



3



4



1		2011 8 12
2		2011 4 29
3		2011 4 29
4		2011 4 29
5		2011 3 28
6		2011 3 28
7		2011 3 28
8		2011 3 28
9		2011 3 28
10		2011 3 28
11		2011 3 28
12		2010 4 28
13		2010 4 28
14		2010 4 28
15		2010 4 28
16		2008 7 19
17		2007 10 24
18		2007 10 24
19		2007 10 24
20		2007 10 24
21		2007 10 24
22		2007 10 24
23		2007 10 24
24		2007 6 30
25		2007 4 1
26		2004 4 1
27		2002 5 9

“ ”

7 3

6

1

1

2011 12 21

2012

1 9

2

5

1

	5	2	3	0	0

	5	2	3	0	0
--	---	---	---	---	---

	2	2	0
	2	2	0

2

3

1

2

3

4

3 " " " " " " "

7 1

5 2

2

1 " "

2

3

4

5

3

1

2

3

4 2011 1-12

2010

1-12

1

2

3

4

2011

2011

2011

2011

2010 4 26

	/ /	/
1		
2		
3		
1		
2		
3		2012 1 1

2010	2011 4 28		2011 4 29
	1 2010 2 2010 3 2010 4 2010 5 2011 6 7 8 9 10 11 12 2010 13		
		263,991,457 100% 0 0	263,991,457

2011	2011 1 10		2011 1 12
	1 2 3 4 5 6		
		253,198,799 100% 0 0	253,198,799

1

2011

" "

2008

" "

2011

"

"

1. 88

0. 83

232%

19. 41

2010 10

47. 12%

	188, 104, 562. 91	587, 159, 977. 44	- 67. 96%
	82, 836, 966. 33	- 24, 359, 237. 89	-
	82, 895, 788. 78	24, 962, 779. 07	232. 08%

2011

4700

2011

6.47 kWh 5.1%

1.95 kWh

2011 6 1

0.326 / kWh 0.331 / kWh

0.346

/kWh

2012 1 9

2011 4 1

2011 4 8

2011

2012 1 9

2011

60

"

"

2

1

/

			%	%	%	%
	188,079,294.91	88,011,862.88	53.20%	92.14%	169.96%	-13.49%

2010 10 31

2010 11 1



			%	%	%	%
--	--	--	---	---	---	---

	12,356,675.02	16,113,036.60	-23.31%	1026.87
--	---------------	---------------	---------	---------

(2)

2010 10

(3)

2010 10

4

						2011	2011		2011
1		26,179.73	47.12%			38,272.52	38,017.44	6,052.45	1,988.25

1

" "

" "

" "

2

2012

"

"

"

"

"

"

2012

2012

2012

2012

"

"

2012

2012

5

					5
					2
					3
					0

1 2011 1 10
2011 1 12

2 2011 3 25
2011 3 28

3 2011 4 28
2011 4 29

4 2011 8 10
2011 8 11

5 2011 10 28
2011 10 31

2

1

2011

2011 12 20 22

2011

2011

2011

2

2011

2012 1 5

2011

2011

3

2011

		5	2	3	0	0	
		5	2	3	0	0	
		5	2	3	0	0	
		5	2	3	0	0	
		5	2	3	0	0	
		5	2	3	0	0	

2011

2011

2011	0.00	82,895,788.78	-	-670,644,563.87
2010	0.00	25,140,518.60	-	-753,540,352.65
2009	0.00	-493,796,799.76	-	-899,342,530.43
		%		-

2010

2012

2010 4 26

30

10

5

2010

2011 3 25

2011 3 28

1 2010

2 2010

3 2010

2011 4 12

2011 4 14

1

2011 4 28

2011 4 29

1

2

3 2011

2011 8 10

2011 8 11

1 2011

2011 10 28

2011 10 31

1

2

2011

2011

2011

2011

2011

2011

2010 4 26

30

10

		0	10,268,726.65
		0	10,268,726.65

2010

2010 11-12

[2010] 1698

196,027,546

2010 10 31

42.23%

() [2010] 060

2010-2012

5,113.96

6,006.98

6,982.80

2011

9,575.57

3,568.59

1

2

" " 2011 9 30
" "

4 5

4

2010 29S0605 293.39

1

2

3

1 2009 11 26

36

2010 6 30

2010 6 30 36
2011 6,006.98
= - /
20

1.00 "

1

2

3 2011 9,575.57
6,006.98

/

60

50

900

1. *ST

		/
1		
2		
3		

2. ST

		/
1		
2		
3		
4	10%	

3

		/
1	13.2.1	
2		

4.

5.

6.

7.

		/
1	14.3.1	
2		

1	20110112	2011 1	
2	20110112	2011	
3	20110112	2011	
4	20110112		
5	20110112		
6	20110112		
7	20110112		
8	20110112		
9	20110112	2010	
10	20110126		
11	20110228		
12	20110324		
13	20110328	2010	
14	20110328	2011 3	
15	20110328	2010	
16	20110328	2011 3	
17	20110328		
18	20110328		
19	20110328		
20	20110328	2011 3	
21	20110328		
22	20110328		
23	20110328	2011 3	
24	20110328	2011 3	
25	20110328	3	2011
26	20110328	2011 3	
27	20110328	3	2011
28	20110328		
29	20110328		

		2010	
30	20110328	2010	
31	20110328	2010	
32	20110328	2010	
33	20110328	2010	
34	20110402		
35	20110406		
36	20110413		
37	20110414	2010 2010	
38	20110414		
39	20110414	2011	
40	20440419		
41	20110429	2010	
42	20110429	2011	
43	20110429	2011 3	
44	20110429		
45	20110429		
46	20110429	2011	
47	20110429	2010	
48	20110507		
49	20110603		
50	20111702		
51	20110714	2011	
52	20110804		
53	20110811	2011	
54	20110811		
55	20110811		
56	20110811	2011	

57	20110811		
58	20110811	2011	
59	20110811	2011	
60	20110811		
61	20110811		
62	20110907		
63	20111011		
64	20111011		
65	20111031		
66	20111031	2011	
67	20111031		
68	20111031		
69	20111031	2011	
70	20111031		
71	20111104		
72	20111116		
73	20111130		
74	20111206		
75	20111229		

2012 2-1

2011

12 31

2011

(1)

(2)

2011 12 31

2011

2011 12 31



	35,770.00	35,770.00	3,768,249.00	3,768,249.00
	8,918,036.25	8,918,036.25		
	1,430,797.55	1,430,797.55	764,669.03	764,669.03
	12,356,675.02	12,356,675.02	16,113,036.60	16,113,036.60
	22,741,278.82	22,741,278.82	20,645,954.63	20,645,954.63
	2,496,112.97	2,496,112.97	2,554,935.42	2,554,935.42
	2,496,112.97	2,496,112.97	2,554,935.42	2,554,935.42
	25,237,391.79	25,237,391.79	23,200,890.05	23,200,890.05
	464,158,282.00	464,158,282.00	464,158,282.00	464,158,282.00
	2,137,737,297.09	2,137,737,297.09	2,137,737,297.09	2,137,737,297.09
	9,537,348.82	9,537,348.82	9,537,348.82	9,537,348.82
	-670,644,563.87	-670,644,563.87	-753,540,352.65	-753,540,352.65
	1,940,788,364.04	1,940,788,364.04	1,857,892,575.26	1,857,892,575.26
	1,940,788,364.04	1,940,788,364.04	1,857,892,575.26	1,857,892,575.26
	1,966,025,755.83	1,966,025,755.83	1,881,093,465.31	1,881,093,465.31

2011 1-12

	188,104,562.91	188,104,562.91	587,159,977.44	48,910,416.01
	188,104,562.91	188,104,562.91	587,159,977.44	48,910,416.01
	114,636,238.80	114,636,238.80	650,828,823.03	55,520,455.83
	88,013,385.13	88,013,385.13	475,067,510.34	18,413,603.23
	4,550,954.10	4,550,954.10	6,981,497.00	4,413,424.74
			29,247,455.29	
	24,720,974.11	24,720,974.11	64,517,082.80	22,953,312.51
	-2,110,759.46	-2,110,759.46	40,486,316.74	9,213,001.94
	-538,315.08	-538,315.08	34,528,960.86	527,113.41
" _"			66,666.67	
" _"	9,368,642.22	9,368,642.22	39,242,941.03	13,854,243.71
	9,368,642.22	9,368,642.22	1,369,939.37	-777,614.39
" _"				
" _"	82,836,966.33	82,836,966.33	-24,359,237.89	7,244,203.89
	58,822.45	58,822.45	55,996,646.77	43,650,471.22
			1,206,008.91	912,939.80
" _"	82,895,788.78	82,895,788.78	30,431,399.97	49,981,735.31
			5,468,620.90	1,005,660.77
" _"	82,895,788.78	82,895,788.78	24,962,779.07	48,976,074.54
	82,895,788.78	82,895,788.78	25,140,518.60	48,976,074.54
			-177,739.53	0.00

	0.1786	0.1786	0.08	0.08
	0.1786	0.1786	0.08	0.08
	82,895,788.78	82,895,788.78	24,962,779.07	48,976,074.54
	82,895,788.78	82,895,788.78	25,140,518.60	48,976,074.54
			-177,739.53	0.00

0.00

2011 1-12

	220,949,391.00	220,949,391.00	594,795,306.22	23,319,814.09
			15,904,343.11	15,160,000.00
	7,402,887.07	7,402,887.07	69,917,559.43	18,148,028.83
	228,352,278.07	228,352,278.07	680,617,208.76	56,627,842.92
	20,275,413.69	20,275,413.69	467,483,042.81	

	8,706,593.84	8,706,593.84	48,257,132.78	8,887,081.78
	37,539,150.97	37,539,150.97	41,382,584.14	14,071,442.48
	31,661,122.19	31,661,122.19	49,588,429.55	13,562,073.63
	98,182,280.69	98,182,280.69	606,711,189.28	36,520,597.89
	130,169,997.38	130,169,997.38	73,906,019.48	20,107,245.03
			289,300.00	
			-139,959,571.08	
			-139,670,271.08	0.00
	4,232,260.45	4,232,260.45	11,845,869.03	42,460.00
			5,060,000.00	
	27,000,000.00	27,000,000.00		1,226,188.86
	31,232,260.45	31,232,260.45	16,905,869.03	1,268,648.86
	-31,232,260.45	-31,232,260.45	-156,576,140.11	-1,268,648.86
			56,324,422.10	56,324,422.10
			218,500,000.00	93,900,000.00

			274,824,422.10	150,224,422.10
			225,900,000.00	95,900,000.00
			35,441,040.36	4,041,931.25
			8,301,846.61	8,110,000.00
			269,642,886.97	108,051,931.25
			5,181,535.13	42,172,490.85
			1,723.40	
	98,937,736.93	98,937,736.93	-77,486,862.10	61,011,087.02
	68,662,388.85	68,662,388.85	146,149,250.95	7,651,301.83
	167,600,125.78	167,600,125.78	68,662,388.85	68,662,388.85

2011

	464,1	2,137,			9,537,		-753,5			1,857,	268,1	651,0			9,537,		-899,3		218,8	248,2
	58,28	737,2			348.8		40,35			892,5	30,73	75,23			348.8		42,53		23,28	24,07
	2.00	97.09			2		2.65			75.26	6.00	7.88			2		0.43		4.14	6.41
	464,1	2,137,			9,537,		-753,5			1,857,	268,1	651,0			9,537,		-899,3		218,8	248,2
	58,28	737,2			348.8		40,35			892,5	30,73	75,23			348.8		42,53		23,28	24,07
	2.00	97.09			2		2.65			75.26	6.00	7.88			2		0.43		4.14	6.41
							82,89			82,89	196,0	1,486,					145,8		-218,8	1,609,
" -"							5,788.			5,788.	27,54	662,0					02,17		23,28	668,4
							78			78	6.00	59.21					7.78		4.14	98.85
							82,89			82,89							25,14		-177,7	24,96
							5,788.			5,788.						0,518.		39.53		2,779.
							78			78						60				07

							82,89			82,89							25,14		-177,7	24,96
							5,788.			5,788.							0,518.		39.53	2,779.
							78			78							60			07
											196,0	1,486,							-218,6	1,464,
											27,54	662,0							45,54	044,0
											6.00	59.21							4.61	60.60
1											196,0	1,476,							-204,1	1,468,
											27,54	503,7							69,58	361,7
											6.00	98.68							2.42	62.26
2																				
3												10,15							-14,47	-4,317
												8,260.							5,962.	,701.6
												53							19	6
																	120,6			120,6
																	61,65			61,65
																	9.18			9.18
1																				
2																				
3																				
4																	120,6			120,6
																	61,65			61,65
																	9.18			9.18

1																				
2																				
3																				
4																				
1																				
2																				
	464,1	2,137,			9,537,	-670,6			1,940,	464,1	2,137,			9,537,	-753,5				1,857,	
	58,28	737,2			348.8	44,56			788,3	58,28	737,2			348.8	40,35				892,5	
	2.00	97.09			2	3.87			64.04	2.00	97.09			2	2.65				75.26	

2011

	464,158	2,137,7			9,537,3	-753,54	1,857,8	268,130	588,150			9,537,3		-840,29	25,527,					
	,282.00	37,297.			48.82	0,352.6	92,575.	,736.00	,331.82			48.82		0,448.3	968.32					

		09					5	26							2
	464,158 ,282.00	2,137,7 37,297. 09			9,537,3 48.82		-753,54 0,352.6 5	1,857,8 92,575. 26	268,130 ,736.00	588,150 ,331.82			9,537,3 48.82	-840,29 0,448.3 2	25,527, 968.32
" _"							82,895, 788.78	82,895, 788.78	196,027 ,546.00	1,549,5 86,965. 27				86,750, 095.67	1,832,3 64,606. 94
							82,895, 788.78	82,895, 788.78						48,976, 074.54	48,976, 074.54
							82,895, 788.78	82,895, 788.78						48,976, 074.54	48,976, 074.54

															021.13	021.13
1																
2																
3																
4															37,774, 021.13	37,774, 021.13
1																
2																
3																
4																
1																
2																
	464,158 ,282.00	2,137,7 37,297. 09			9,537,3 48.82		-670,64 4,563.8 7	1,940,7 88,364. 04	464,158 ,282.00	2,137,7 37,297. 09			9,537,3 48.82		-753,54 0,352.6 5	1,857,8 92,575. 26

2011

()

1993

(1993) 12

5,400.00

2009 12 31

268,130,736.00

268,130,736 (1)

1997 4 29

[2010] 1698

196,027,546

8.58

2009 10 31

47.12%

464,158,282.00

2010 2-25

2011 1 25

430000000056738

()

()

2006 2

()

1 1 12 31

()

()

()

()

1.

2

(1)

(2)

(1)

(2)

(3)

(1)

(2)

3

(1)

(2)

(1)

(2)

(1)

(2)

4.

5.

()

1.

	50

2

1

2

3

	(%)	(%)
1 1	5	5
1-2	10	10
2-3	30	30
3-4	50	50
4	80	80

3

()

1.

2

3

4

5

(1)

(2)

()

1.

(1)

(2)

(3)

2

3.

4.

()

1.

(1)

(2)

2.

	()	(%)	(%)
	25-50	5	3.80 1.90
	5-18	5	19.00-5.28
	5-10	5	19.000-9.50
	8-14	5	11.88-6.79
	5	5	19.00

3.

()

1.

2

3

()

1.

2

(1)

1)

2)

3)

(2)

3

(3)

3

()

1.

2

	()

3

4.

(1)

(2)

(3)

(4)

(5)

()

()

1.

2

()

1.

(1)

(2)

(3)

(4)

(5)

2

/

/

3

()

1.

2

3

()

/

1.

2

3.

4.

(1)

(2)

()

1.

[

]

2

3

4.

		17%
		5%
	1. 2%	20% 1. 2% 12%

	12%	
		7%
		3%
		1. 5%
		25%

	9,600,000.00		9,600,000.00			
	9,600,000.00		9,600,000.00			

3

(1)

1)

		(%)		(%)		(%)		(%)
	5,519,234.72	100.00	275,961.74	5.00	20,607,153.16	100.00	1,030,357.66	5.00
	5,519,234.72	100.00	275,961.74	5.00	20,607,153.16	100.00	1,030,357.66	5.00

2)

		(%)		(%)		(%)		(%)
1	5,519,234.72	100.00	275,961.74	5.00	20,607,153.16	100.00	1,030,357.66	5.00
	5,519,234.72	100.00	275,961.74	5.00	20,607,153.16	100.00	1,030,357.66	5.00

(2)

2011 12 31

5%

5%

(3)

5

				(%)
		5,519,234.72	1	100.00
		5,519,234.72		100.00

4.

(1)

			(%)			(%)		
1	49,040.83	100.00		49,040.83				
	49,040.83	100.00		49,040.83				

(2) 2011 12 31 5% 5%

5.

(1)

1)

			(%)		(%)		(%)	
	7,760,951.00	100.00	388,047.55	5.00	3,439,334.10	100.00	171,966.71	5.00
	7,760,951.00	100.00	388,047.55	5.00	3,439,334.10	100.00	171,966.71	5.00

2)

			(%)		(%)	
1	7,760,951.00	100.00	388,047.55	3,439,334.10	100.00	171,966.71
	7,760,951.00	100.00	388,047.55	3,439,334.10	100.00	171,966.71

(2) 2011 12 31 5% 5%

(3)

5

			(%)
--	--	--	-----

		7,000,000.00	1	90.20%	
		700,000.00	1	9.01%	
		20,000.00	1	0.26%	
		20,000.00	1	0.26%	
		20,000.00	1	0.26%	
		7,760,000.00			

6.

(1)

	1,276,35		1,276,35		
	1,276,35		1,276,35		

(2)

M

7.

		1,026,271
		1,026,271

8

		1w7,058 650	1w0 822,202-	E	
		1w7,058 650	1w0 822,202-	E	
()					
	(%)	(%)			
	47.1	47.1			

11 0

11 0

9.

(1)

1)	1, 668, 210, 960. 19	4, 224, 389. 32		1, 672, 435, 349. 51
	1, 172, 767, 014. 29	263, 797. 78		1, 173, 030, 812. 07
	492, 586, 560. 00	33, 209. 40		492, 619, 769. 40
	1, 317, 412. 40	124, 808. 27		1, 442, 220. 67
	984, 685. 50	2, 468, 275. 00		3, 452, 960. 50
	555, 288. 00	1, 334, 298. 87		1, 889, 586. 87
2)	65, 354, 385. 90	56, 055, 273. 75		121, 409, 659. 65
	28, 759, 631. 66	24, 691, 678. 17		53, 451, 309. 83
	35, 169, 217. 04	30, 145, 292. 76		65, 314, 509. 80
	798, 607. 38	469, 371. 64		1, 267, 979. 02
	287, 699. 32	385, 597. 95		673, 297. 27
	339, 230. 50	363, 333. 23		702, 563. 73
3)	1, 602, 856, 574. 29			1, 551, 025, 689. 86
	1, 144, 007, 382. 63			1, 119, 579, 502. 24
	457, 417, 342. 96			427, 305, 259. 6
	518, 805. 02			174, 241. 65
	696, 986. 18			2, 779, 663. 23
	216, 057. 50			1, 187, 023. 14

5)	1, 602, 856, 574. 29			1, 551, 025, 689. 86
	1, 144, 007, 382. 63			1, 119, 579, 502. 24
	457, 417, 342. 96			427, 305, 259. 6
	518, 805. 02			174, 241. 65
	696, 986. 18			2, 779, 663. 23
	216, 057		, 779, 679, 59	

11.

(1)

	664,009.29	1,202,324.37
	2,496,112.97	2,554,935.42
	504,408,981.51	589,551,860.74
	507,569,103.77	593,309,120.53

12

	1,202,324.37		538,315.08	664,009.29
	1,202,324.37		538,315.08	664,009.29

13.

(1)

	35,770.00
	3,768,249.00
	35,770.00
	3,768,249.00

(2) 2011 12 31

5% 5%

14.

	14,701,538.40	6,061,181.30	8,640,357.10

		1, 201, 177. 16	1, 201, 177. 16	
		665, 778. 20	665, 778. 20	
		288, 598. 20	288, 598. 20	
		322, 795. 40	322, 795. 40	
		46, 264. 60	46, 264. 60	
		2, 922. 50	2, 922. 50	
		5, 197. 50	5, 197. 50	
		529, 910. 00	529, 910. 00	
/		279, 475. 15	1, 796. 00	277, 679. 15
		17, 377, 878. 91	8, 459, 842. 66	8, 918, 036. 25

15.

		175, 305. 29
	574, 077. 55	310, 191. 44
	415, 375. 40	279, 172. 30
	441, 344. 60	
	1, 430, 797. 55	764, 669. 03

16.

(1)

	12, 356, 675. 02	16, 113, 036. 60
	12, 356, 675. 02	16, 113, 036. 60

(2) 2011 12 31 5% (5%)

(3)

	4, 996, 768. 32	

	1, 098, 973. 38	
	586, 000. 00	
	766, 500. 00	
	735, 395. 04	
	8, 183, 636. 74	

17.

(1)

	2, 496, 112. 97	2, 554, 935. 42
	2, 496, 112. 97	2, 554, 935. 42

(2)

([2010] 88)

3, 590, 000. 00

2, 559, 837. 29

58, 822. 45

18.

(1)

		+ -				
()	1					
	2	251, 510, 000. 00				251, 510, 000. 00
	3	1, 200, 000. 00				1, 200, 000. 00
		1, 200, 000. 00				1, 200, 000. 00
		11, 662. 00			-5, 541. 00	6, 121. 00
	4					

		252,721,662.00				-5,541.00		252,716,121.00
()	1	211,436,620.00				5,541.00		211,442,161.00
	2							
	3							
	4							
		211,436,620.00				5,541.00		211,442,161.00
		464,158,282.00						464,158,282.00

			91, 260, 892. 95	90, 631, 331. 46
--	--	--	------------------	------------------

	3,644,024.94	
	394,162.56	
	2,136,832.30	
	1,742,009.65	13,010,527.55
	24,720,974.11	64,517,082.80

4.

		44,349,791.86
	2,121,088.67	7,090,420.83
		2,136,718.37
	10,329.21	1,090,227.34
	-2,110,759.46	40,486,316.74

5.

	-538,315.08	32,342,771.20
		2,186,189.66
	-538,315.08	34,528,960.86

6.

(1)

	9,368,642.22	1,369,939.37
		37,873,001.66
	9,368,642.22	39,242,941.03

(2)

	9,368,642.22	616,395.30	2010 11

		938,537.59	
		1,869.19	
		-186,862.71	
	9,368,642.22	1,369,939.37	

(3)

7.

(1)

		26,187,502.97	
		20,983,464.44	
		5,204,038.53	
		4,055,747.97	
	58,822.45	15,193,040.40	
		10,560,355.43	
	58,822.45	55,996,646.77	

(2)

		1,707,378.80	
		725,000.00	
		155,597.02	
	58,822.45	12,605,064.58	([2010] 88) 3,590,000.00 2,559,837.29
	58,822.45	15,193,040.40	

8.

		291, 887. 45	
		291, 887. 45	
		904, 209. 80	
		7, 322. 66	
		2, 589. 00	
		1, 206, 008. 91	

9.

			6, 636, 091. 02
			-1, 167, 470. 12
			5, 468, 620. 90

[2011] 022

2010

589, 551, 860. 74

10.

(1)

		2011
	A	82, 895, 788. 78
	B	58, 822. 45
	C=A-B	82, 836, 966. 33
	D	464, 158, 282. 00

	E	
	F	
	G	
	H	
	I	
	J	
	K	12
	L=D+E+F× G/K-H× I /K-J	464, 158, 282. 00
	M=A/L	0. 1786
	N=C/L	0. 1785

()

1

	5, 081, 798. 40
	2, 121, 088. 67
	200, 000. 00
	7, 402, 887. 07

2

	10, 268, 726. 05
	7, 000, 000. 00
	1, 877, 000. 00
	700, 000. 00
	2, 700, 450. 68
	1, 244, 238. 92

	298, 577. 70
	389, 262. 56
	115, 169. 91
	3, 644, 024. 94
	332, 500. 00
	2, 136, 832. 30
	954, 339. 13
	31, 661, 122. 19

3.

6	27, 000, 000. 00

4.

(1)

1)			
	82, 895, 788. 78	24, 962, 779. 07	48, 976, 074. 54
	- 538, 315. 08	34, 528, 960. 86	527, 113. 41
	56, 055, 273. 75	68, 464, 114. 02	10, 792, 940. 40
	335, 851. 72	872, 957. 22	184, 805. 74
		212, 580. 47	
(" ")		- 44, 986, 613. 60	- 45, 178, 143. 26
(" ")		904, 209. 80	904, 209. 80
(" ")		- 66, 666. 67	
(" ")		44, 349, 791. 86	9, 264, 777. 46
(" ")	- 9, 368, 642. 22	- 39, 242, 941. 03	- 13, 854, 243. 71

(" ")		-1, 167, 470. 12	
(" ")			
(" ")	-1, 276, 359. 89	-15, 155, 384. 16	43, 116. 84
(" ")	90, 988. 99	-63, 613, 434. 66	-7, 303, 603. 77
(" ")	1, 975, 411. 33	63, 843, 136. 42	15, 750, 197. 58
	130, 169, 997. 38	73, 906, 019. 48	20, 107, 245. 03
2)			
3)			
	167, 600, 125. 78	68, 662, 388. 85	68, 662, 388. 85
	68, 662, 388. 85	146, 149, 250. 95	7, 651, 301. 83
	98, 937, 736. 93	-77, 486, 862. 10	61, 011, 087. 02

(2)

1)	167, 600, 125. 78	68, 662, 388. 85
	50, 232. 90	
	17, 244, 615. 10	68, 662, 388. 85
	150, 305, 277. 78	
2)		
3)	[]	167, 600, 125. 78
		68, 662, 388. 85

[]: 167, 600, 125. 78

194, 600, 125. 78

6 27, 000, 000. 00

()

1.

			1		

		(%)	(%)		
	1, 000, 000. 00	42. 2329	42. 2329		73895542- 8

2 ()

						(%)	(%)
					26, 179. 73	47. 12	47. 12

	38, 272. 52	255. 08	38, 017. 44	6, 052. 45	1, 988. 25		18932598- 3

3.

		18376681- 7
		56592464- 9

()

1.

					(%)		(%)
						459,949.03	1.12

2.

4 5 2011

()

4 5 23 2003 6 25 2026 6

24

2003 6 20

2009 12 1

4

2010 2950605 293.39

2011

()

				2,979,311.40	148,965.57
				2,979,311.40	148,965.57

()

			10,268,726.65
			10,268,726.65

()

	15	14	243

2012 1 9

100%

64,175.69

7,798

1

2

3

4

5

()

	58,822.45	
" "		
()		
	58,822.45	

()

1.

	(%)	(/)	
	4.3645%	0.1786	0.1786
	4.3614%	0.1785	0.1785

2.

	A	82,895,788.78
	B	58,822.45
	C=A-B	82,836,966.33
	D	1,857,892,575.26
	E	
	F	
	G	
	H	
	K	12
	$L = D + A/2 + E \times F/K - G \times H/K$	1,899,340,469.65
	M=A/L	4.3645%
	N=C/L	4.3614%

()

1

	194,600,125.78	68,662,388.85	183.42%	
	5,243,272.98	19,576,795.50	-73.22%	
	35,770.00	3,768,249.00	-99.05%	
	8,918,036.25		100.00%	
	12,356,675.02	16,113,036.60	-23.31%	1,026.87

2

2010 10

2012 1 9