



| | | | |
|--|--|--|--|
| | | | |
| | | | |

2018

| | | | |
|--|-------------------|------|--------|
| | | | 000722 |
| | | | |
| | | | |
| | | | |
| | A DE E E G C ., D | | |
| | A DE E E | | |
| | | | |
| | 142 | 2708 | |
| | 410015 | | |
| | 142 | B 27 | |
| | 410015 | | |
| | . | | |
| | @ . | | |

| | | |
|--|---------------|---------------|
| | | |
| | | |
| | 142 B 27 | 142 B 27 |
| | 0731-88789296 | 0731-88789296 |
| | 0731-88789290 | 0731-88789290 |
| | @ . | @ . |

| | |
|--|---|
| | |
| | . |
| | |

| | |
|--|--|
| | |
| | |
| | |

| | |
|--|-----------------------------|
| | |
| | 198 19 |
| | |

| | 2018 | 2017 | | 2016 |
|---|------------------|------------------|-------|------------------|
| | 266,711,374.85 | 244,487,722.74 | 9.09% | 281,712,048.90 |
| | 94,615,017.90 | 89,008,111.18 | 6.30% | 140,491,406.78 |
| | 91,552,684.45 | 88,744,167.25 | 3.16% | 139,624,399.73 |
| | 109,887,903.57 | 101,903,917.69 | 7.83% | 113,702,860.50 |
| / | 0.20 | 0.19 | 5.26% | 0.30 |
| / | 0.20 | 0.19 | 5.26% | 0.30 |
| | 3.36% | 3.24% | 0.12% | 5.31% |
| | 2018 | 2017 | | 2016 |
| | 3,200,147,920.57 | 3,139,449,838.63 | 1.93% | 3,056,416,065.62 |
| | 2,852,375,812.55 | 2,784,094,670.03 | 2.45% | 2,718,294,472.95 |

| | | | | |
|--|---------------|---------------|---------------|---------------|
| | | | | |
| | 55,225,032.99 | 73,673,593.26 | 64,643,382.60 | 73,169,366.00 |
| | 19,412,594.92 | 32,376,757.33 | 26,669,313.14 | 16,156,352.51 |
| | 18,645,300.50 | 31,816,576.23 | 26,151,156.03 | 14,939,651.69 |
| | 5,620,235.61 | 37,406,203.05 | 42,901,639.03 | 23,959,825.88 |

| | | | | |
|--|--------------|------------|------------|--|
| | 2018 | 2017 | 2016 | |
| | -187,977.35 | -54,631.06 | 4,236.49 | |
| | 3,949,515.12 | 308,625.42 | 364,522.48 | |
| | -34,136.51 | 33,231.13 | 701,894.53 | |
| | -45.46 | -13,329.84 | 203,646.45 | |

2018

| | | | | |
|--|--------------|------------|------------|----|
| | 665,113.27 | 36,611.40 | | |
| | 3,062,333.45 | 263,943.93 | 867,007.05 | -- |

1

1

1

| | |
|--|--|
| | |
| | |
| | |
| | |
| | |

2018

2018



2018

| | | | | | | |
|--|----------------|----------------|---------|--------|---------|---------|
| | 244,122,145.52 | 106,245,062.26 | 56.48% | 6.25% | 2.57% | 1.57% |
| | 21,639,509.59 | 43,099,911.23 | -99.17% | 59.03% | 135.98% | -64.95% |
| | 244,122,145.52 | 106,245,062.26 | 56.48% | 6.25% | 2.57% | 1.57% |
| | 21,639,509.59 | 43,099,911.23 | -99.17% | 59.03% | 135.98% | -64.95% |
| | 265,536,310.88 | 135,307,615.35 | 49.04% | 8.61% | 10.21% | -0.74% |

1

| | | | 2018 | 2017 | |
|--|--|--|------|------|-------|
| | | | 8.48 | 8.06 | 5.21% |
| | | | 8.63 | 8.2 | 5.24% |

| | | 2018 | | 2017 | | |
|--|--|----------------|--------|----------------|--------|---------|
| | | | | | | |
| | | 106,245,062.26 | 70.46% | 103,588,020.65 | 84.03% | 2.57% |
| | | 43,099,911.23 | 28.58% | 18,264,483.46 | 14.82% | 135.98% |
| | | 1,437,989.25 | 0.95% | 1,109,391.38 | 0.90% | 29.62% |
| | | | | 316,649.31 | 0.25% | |

| | | |
|--|--|----------------|
| | | 255,244,374.29 |
| | | 95.70% |
| | | 0.00% |

5

| | | | |
|---|----|----------------|--------|
| | | | |
| 1 | | 224,700,306.20 | 84.20% |
| 2 | | 18,005,510.10 | 6.80% |
| 3 | | 6,760,100.00 | 2.50% |
| 4 | | 3,939,095.99 | 1.50% |
| 5 | | 1,839,362.00 | 0.70% |
| | -- | 255,244,374.29 | 95.70% |

| | | |
|--|--|--------------|
| | | 6,885,538.17 |
| | | 43.58% |
| | | 0.00% |

5

| | | | |
|---|----|--------------|--------|
| | | | |
| 1 | | 4,810,000.00 | 30.45% |
| 2 | | 596,272.86 | 3.77% |
| 3 | | 512,820.54 | 3.25% |
| 4 | | 491,138.10 | 3.11% |
| 5 | | 475,306.67 | 3.01% |
| | -- | 6,885,538.17 | 43.58% |

| | 2018 | 2017 | | |
|--|----------------|---------------|----------|--|
| | 118,163.72 | 310,438.21 | -61.94% | |
| | 43,025,871.15 | 47,256,530.35 | -8.95% | |
| | -11,677,885.61 | 3,958,631.63 | -395.00% | |

| | 2018 | 2017 | | |
|--|------------------|------------------|----------|--|
| | 284,452,262.81 | 291,432,233.58 | -2.40% | |
| | 174,564,359.24 | 189,528,315.89 | -7.90% | |
| | 109,887,903.57 | 101,903,917.69 | 7.83% | |
| | 1,164,896,329.40 | 2,582,134,588.79 | -54.89% | |
| | 1,726,270,321.39 | 2,497,327,249.12 | -30.88% | |
| | -561,373,991.99 | 84,807,339.67 | -761.94% | |
| | 400,000.00 | 22,820,000.00 | -98.25% | |
| | 34,663,150.21 | 35,142,820.41 | -1.36% | |
| | -34,263,150.21 | -12,322,820.41 | 178.05% | |
| | -485,749,238.63 | 174,388,436.95 | -378.54% | |

| | 2018 | | 2017 | | | |
|--|----------------------|--------|----------------------|--------|--------|--|
| | | | | | | |
| | 713,625,186. 53 | 22.30% | 649,374,425. 16 | 20.68% | 1.62% | |
| | 32,974,913.2 2 | 1.03% | 17,226,137.4 9 | 0.55% | 0.48% | |
| | 65,389,747.1 5 | 2.04% | 77,657,427.9 9 | 2.47% | -0.43% | |
| | 0.00 | 0.00% | 0.00 | 0.00% | 0.00% | |
| | 359,027,068. 26 | 11.22% | 390,456,262. 04 | 12.44% | -1.22% | |
| | 1,562,403,82 6.82 | 48.82% | 1,622,232,95 2.48 | 51.67% | -2.85% | |
| | 3,596,953.18 | 0.11% | 7,542,564.35 | 0.24% | -0.13% | |
| | 0.00 | 0.00% | 0.00 | 0.00% | 0.00% | |
| | 131,000,000. 00 | 4.09% | 135,000,000. 00 | 4.30% | -0.21% | |

2018

10%

| | | | 261,797,27 | 393,837,65 2.99 | 376,890,58 8.47 | 56,176,677 .72 | 30,647,086 .04 | 22,884,952 .02 |
|--|--|--|-----------------|--------------------|--------------------|--------------------|-------------------|-------------------|
| | | | 120,000,00 0 | 213,823,12 3.33 | 159,617,80 4.71 | 248,465,25 4.64 | 25,704,665 .27 | 21,016,699 .61 |

2018

| 2018 05 24 | | | |
|------------|--|--|--|

2018

| | | | |
|------------|--|--|---|
| 2018 09 05 | | | |
| 2018 09 06 | | | |
| | | | 3 |
| | | | 3 |
| | | | 0 |
| | | | 0 |
| | | | |

| | |
|--|--|
| | |
| | |
| | |
| | |
| | |
| | |
| | |
| | |

3

| | | | | | | | |
|------|-------------------|--------------------|--------|------|-------|-------------------|--------|
| | | | | | | | |
| 2018 | 23,207,914.1 0 | 94,615,017.9 0 | 24.53% | 0.00 | 0.00% | 23,207,914.1 0 | 24.53% |
| 2017 | 23,207,914.1 0 | 89,008,111.1 8 | 26.07% | 0.00 | 0.00% | 23,207,914.1 0 | 26.07% |
| 2016 | 23,207,914.1 0 | 140,491,406. 78 | 16.52% | 0.00 | 0.00% | 23,207,914.1 0 | 16.52% |

| | |
|----|----------------|
| 10 | 0 |
| 10 | 0.50 |
| 10 | 0 |
| | 464,158,282 |
| | 23,207,914.10 |
| | 0.00 |
| | 23,207,914.10 |
| | 248,157,483.01 |
| | 100% |
| | |
| | |

2018

| 2018 | 2018 | 12 | 31 | 464,158,282 | 10 | 0.5 |
|--------|------|----|----|--------------|----|-----|
| | | | | 23,207,914.1 | | |
| 26.07% | | | | | | |

2018

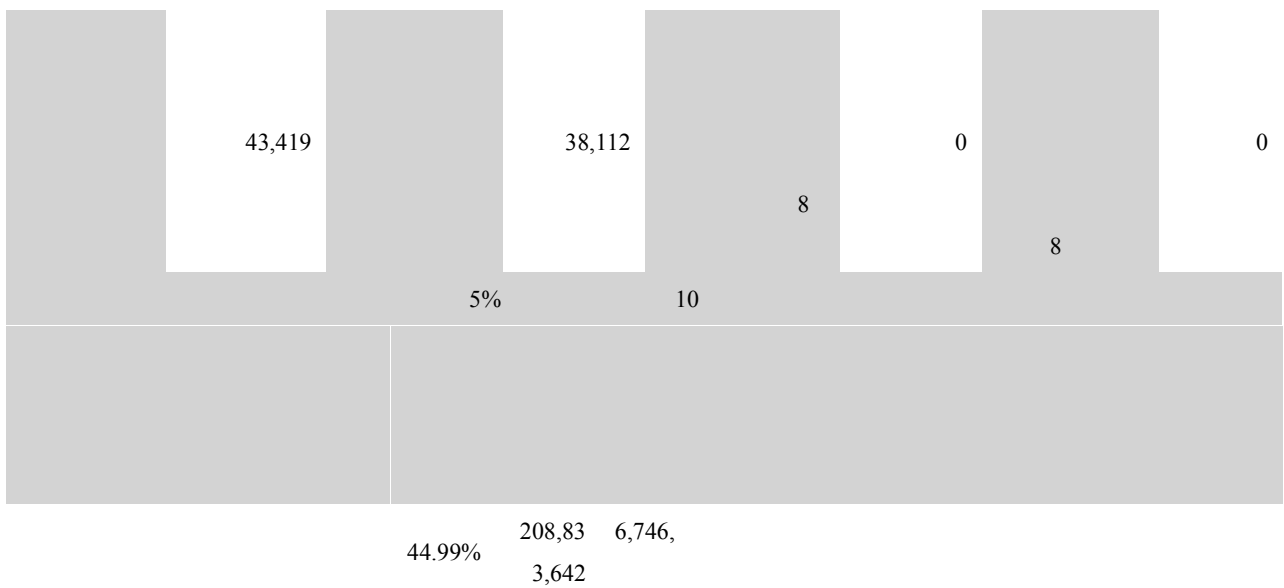
| | |
|--|-----|
| | 60 |
| | 9 |
| | |
| | 3 5 |
| | |
| | 0 |
| | |
| | |
| | |

| () | | | () | () | () | | |
|-----|----------|--|-----|-----|-----|---------------|----------|
| | 2,776.29 | | | | | 2018 11 23 | 2018-034 |
| | 330 | | | | | 2019 01 04 | |

2018

| | | | | | | | |
|--|--|--|--|--|--|--|----------|
| | | | | | | | 2019-001 |
|--|--|--|--|--|--|--|----------|

| | 0 | 0.00% | | | | | 0 | 0 | 0.00% |
|---|-------------|---------|--|--|--|--|---|-------------|---------|
| 1 | 0 | 0.00% | | | | | 0 | 0 | 0.00% |
| 2 | 0 | 0.00% | | | | | 0 | 0 | 0.00% |
| 3 | 0 | 0.00% | | | | | 0 | 0 | 0.00% |
| | 0 | 0.00% | | | | | 0 | 0 | 0.00% |
| | 0 | 0.00% | | | | | 0 | 0 | 0.00% |
| 4 | 0 | 0.00% | | | | | 0 | 0 | 0.00% |
| | 0 | 0.00% | | | | | 0 | 0 | 0.00% |
| | 0 | 0.00% | | | | | 0 | 0 | 0.00% |
| | 464,158,282 | 100.00% | | | | | 0 | 464,158,282 | 100.00% |
| 1 | 464,158,282 | 100.00% | | | | | 0 | 464,158,282 | 100.00% |
| 2 | 0 | 0.00% | | | | | 0 | 0 | 0.00% |
| 3 | 0 | 0.00% | | | | | 0 | 0 | 0.00% |
| 4 | 0 | 0.00% | | | | | 0 | 0 | 0.00% |
| | 464,158,282 | 100.00% | | | | | 0 | 464,158,282 | 100.00% |



| | | | | | | | | |
|----|--|-------|------------|----------|---|------------|-------------|-------------|
| | | | | | | | | |
| | | 7.97% | 36,982,509 | 0 | 0 | 36,982,509 | | |
| | | 1.73% | 8,051,262 | 139,803 | 0 | 8,051,262 | | |
| | | 1.25% | 5,790,947 | 0 | 0 | 5,790,947 | | |
| | | 1.15% | 5,358,892 | 0 | 0 | 5,358,892 | | |
| | | 0.46% | 2,127,300 | 0 | 0 | 2,127,300 | | |
| | | 0.42% | 1,951,800 | -19,100 | 0 | 1,951,800 | | |
| 3 | | 0.38% | 1,755,200 | 193,700 | 0 | 1,755,200 | | |
| | | 0.26% | 1,225,962 | -12,099 | 0 | 1,225,962 | | |
| | | 0.25% | 1,170,000 | -227,900 | 0 | 1,170,000 | | |
| 10 | | | | | | | | |
| 3 | | | | | | | | |
| 10 | | | | | | | | |
| | | | | | | | | |
| | | | | | | | | |
| | | | | | | | 208,833,642 | 208,833,642 |
| | | | | | | | 36,982,509 | 36,982,509 |
| | | | | | | | 8,051,262 | 8,051,262 |
| | | | | | | | 5,790,947 | 5,790,947 |

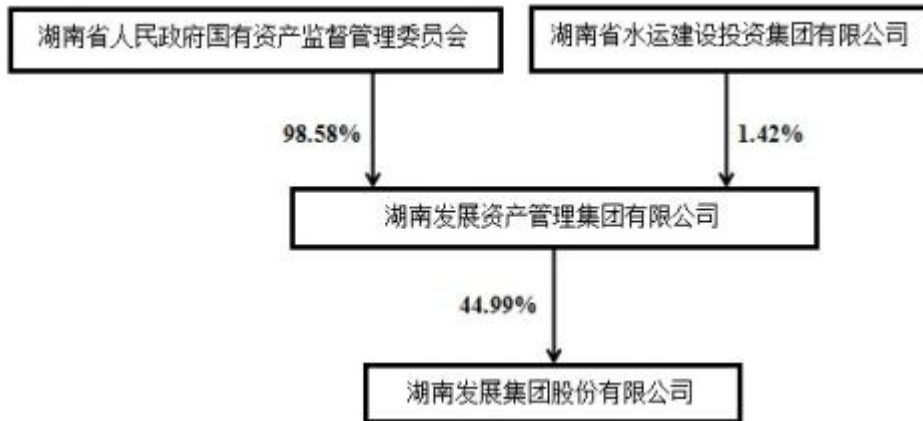
| | | | | |
|----------------|---|-----------|--|-----------|
| | | 5,358,892 | | 5,358,892 |
| | | 2,127,300 | | 2,127,300 |
| | | 1,951,800 | | 1,951,800 |
| 3 | | 1,755,200 | | 1,755,200 |
| | | 1,225,962 | | 1,225,962 |
| | | 1,170,000 | | 1,170,000 |
| 10 10 10 | | | | |
| 10 | 4 | | | |

10 10

10 10

| | | | | |
|--|---|------------|-------------------|--|
| | / | | | |
| | | 2002 04 26 | 91430000738955428 | |

| | | | | |
|--|---|--|--|--|
| | / | | | |
| | | | | |
| | | | | |



| | | | | | | | | | | | |
|--|----|----|----|----|----|----|---|---|---|---|---|
| | | | | | | | | | | | |
| | -- | -- | -- | -- | -- | -- | 0 | 0 | 0 | 0 | 0 |

| | | | | |
|--|--|--|---------------|--|
| | | | | |
| | | | 2018 02 13 | |

| | |
|--|--|
| | |
|--|--|

| | / | | | | |
|--|---|--|--|--|--|
| | | | | | |
| | | | | | |

| | | |
|--|--|--|
| | | |
|--|--|--|

52

0

2018

| | | | | | | |
|--|----|----|----|----|------|----|
| | | | 55 | | 3 | |
| | | | 47 | | 35 | |
| | | | 49 | | 51.5 | |
| | | | 44 | | 44.6 | |
| | | | 47 | | 44.6 | |
| | | | 58 | | 44.6 | |
| | | | 51 | | 40.9 | |
| | -- | -- | -- | -- | 386 | -- |

| | |
|--|-----|
| | 112 |
| | 551 |
| | 663 |
| | 663 |
| | 0 |
| | |
| | |
| | 35 |
| | 75 |
| | 355 |
| | 31 |
| | 167 |
| | |
| | 663 |
| | |
| | |
| | 48 |
| | 315 |

2018

| | |
|--|-----|
| | 235 |
| | 65 |
| | 663 |

| 2017 | | 54.43% | 2018 04 20 | 2018 04 21 | 2018-017 2017 |
|------|--|--------|------------|------------|---------------|

| | 5 | 2 | 3 | 0 | 0 | | 1 |
|--|---|---|---|---|---|--|---|
| | 5 | 2 | 3 | 0 | 0 | | 1 |

| | | |
|--|---|--|
| | 2019 03 09 | |
| | | |
| | | 100.00% |
| | | 100.00% |
| | | |
| | | |
| | <p style="text-align: center;">1</p> <p style="text-align: center;">2</p> <p style="text-align: center;">3</p> <p style="text-align: center;">4</p> <p style="text-align: center;">80%</p> <p style="text-align: center;">(5)</p> <p style="text-align: center;">1</p> <p style="text-align: center;">2</p> <p style="text-align: center;">50%</p> <p style="text-align: center;">3</p> <p style="text-align: center;">1</p> <p style="text-align: center;">2</p> <p style="text-align: center;">30%</p> <p style="text-align: center;">3</p> | <p style="text-align: center;">1</p> <p style="text-align: center;">2</p> <p style="text-align: center;">3</p> <p style="text-align: center;">4</p> <p style="text-align: center;">5</p> <p style="text-align: center;">1</p> <p style="text-align: center;">2</p> <p style="text-align: center;">3</p> <p style="text-align: center;">4</p> <p style="text-align: center;">1</p> <p style="text-align: center;">2</p> |

| | | |
|--|-------------|--------------|
| | | 3 |
| | | 4 |
| | 1 | 1 |
| | 5% 2 | |
| | 0.5% 1 | 0.5% 2 |
| | 3% | 50% 1 0.3% |
| | < 5% | < 0.5% 2 30% |
| | 2 0.3% | < 0.5% 2 30% |
| | < | < 50% 1 |
| | 0.5% 1 1% | 0.1% |
| | < 3% 2 0.1% | < 0.3% |
| | < 0.3% | 2 10% |
| | | <30% |
| | | 0 |
| | | 0 |
| | | 0 |
| | | 0 |

| | |
|--|------------|
| | 2018 12 31 |
| | 2018 12 31 |
| | 2019 03 09 |

2018

| | |
|--|--|
| | |
| | |
| | |
| | |

2018

| | |
|--|------------|
| | |
| | 2019 03 09 |
| | |
| | 2019 2-42 |
| | |

2018 12 31

| | | |
|--|----------------|----------------|
| | | |
| | | |
| | 713,625,186.53 | 649,374,425.16 |
| | | |
| | | |
| | | |
| | | |

2018

| | | |
|--|---------------|---------------|
| | 43,800,225.60 | 17,226,137.49 |
| | 10,825,312.38 | |
| | | 17,226,137.49 |
| | 5,185,050.53 | 6,807,717.74 |
| | | |
| | 9,546,016.91 | |
| | 6,608,219.18 | |
| | | |
| | | |
| | | |

| | | |
|--|------------------|------------------|
| | 3,200,147,920.57 | 3,139,449,838.63 |
| | | |
| | | |
| | | |
| | | |
| | | |
| | | |
| | 19,224,054.54 | 26,260,475.64 |
| | 1,401,271.53 | 2,021,486.00 |
| | | |
| | | |
| | 22,258,674.43 | 21,005,567.66 |
| | 20,821,879.00 | 1,090,835.18 |
| | 23,295,977.91 | 23,213,386.54 |
| | | |
| | | |
| | | |
| | | |
| | | |
| | | |
| | | |
| | 4,000,000.00 | 4,000,000.00 |
| | | |
| | 91,001,857.41 | 77,591,751.02 |
| | | |
| | 131,000,000.00 | 135,000,000.00 |
| | | |
| | | |
| | | |
| | | |
| | | |

| | | |
|--|------------------|------------------|
| | 2,872,030.09 | 2,443,375.21 |
| | | |
| | | |
| | 133,872,030.09 | 137,443,375.21 |
| | 224,873,887.50 | 215,035,126.23 |
| | | |
| | 464,158,282.00 | 464,158,282.00 |
| | | |
| | | |
| | 2,134,614,669.57 | 2,137,740,630.85 |
| | | |
| | | |
| | 42,267,716.74 | 32,034,736.38 |
| | | |
| | 211,335,144.24 | 150,161,020.80 |
| | 2,852,375,812.55 | 2,784,094,670.03 |
| | 122,898,220.52 | 140,320,042.37 |
| | 2,975,274,033.07 | 2,924,414,712.40 |
| | 3,200,147,920.57 | 3,139,449,838.63 |

| | | |
|--|----------------|----------------|
| | | |
| | | |
| | 686,936,312.69 | 618,962,548.39 |
| | | |
| | | |
| | 37,440,604.60 | 13,175,646.96 |
| | 10,825,312.38 | |
| | 26,615,292.22 | 13,175,646.96 |

| | | |
|--|------------------|------------------|
| | 31,566.67 | 179,729.47 |
| | 282,069,318.55 | 263,724,504.59 |
| | 6,608,219.18 | |
| | | |
| | 3,345,733.72 | 2,554,494.39 |
| | | |
| | | |
| | 264,036,794.76 | 186,916,629.09 |
| | 1,273,860,330.99 | 1,085,513,552.89 |
| | | |
| | 90,150,000.00 | 96,800,000.00 |
| | | |
| | | |
| | 437,231,617.38 | 475,611,901.68 |
| | | |
| | 1,265,704,441.56 | 1,313,001,674.52 |
| | 1,229,953.18 | 5,175,564.35 |
| | | |
| | | |
| | 13,491,447.19 | 13,706,464.68 |
| | | |
| | | |
| | 5,870,270.28 | 3,102,246.45 |
| | 350,201.21 | 173,363.78 |
| | | |
| | 1,814,027,930.80 | 1,907,571,215.46 |
| | 3,087,888,261.79 | 2,993,084,768.35 |
| | | |
| | | |
| | | |
| | 6,199,252.69 | 8,292,759.96 |
| | | |

| | | |
|--|------------------|------------------|
| | 14,597,434.67 | 14,674,501.63 |
| | 20,480,384.24 | 961,955.57 |
| | 17,202,721.92 | 14,810,149.91 |
| | | |
| | | |
| | 4,000,000.00 | 4,000,000.00 |
| | | |
| | 62,479,793.52 | 42,739,367.07 |
| | | |
| | 131,000,000.00 | 135,000,000.00 |
| | | |
| | | |
| | | |
| | | |
| | | |
| | 2,084,355.67 | 2,143,178.15 |
| | | |
| | | |
| | 133,084,355.67 | 137,143,178.15 |
| | 195,564,149.19 | 179,882,545.22 |
| | | |
| | 464,158,282.00 | 464,158,282.00 |
| | | |
| | | |
| | | |
| | 2,137,740,630.85 | 2,137,740,630.85 |
| | | |
| | | |
| | 42,267,716.74 | 32,034,736.38 |
| | 248,157,483.01 | 179,268,573.90 |
| | 2,892,324,112.60 | 2,813,202,223.13 |

2018

| | | |
|--|------------------|------------------|
| | 3,087,888,261.79 | 2,993,084,768.35 |
|--|------------------|------------------|

| | | |
|--|----------------|----------------|
| | | |
| | 266,711,374.85 | 244,487,722.74 |
| | 266,711,374.85 | 244,487,722.74 |
| | | |
| | | |
| | | |
| | 198,325,427.17 | 182,314,119.58 |
| | 150,782,962.74 | 123,278,544.80 |
| | | |
| | | |
| | | |
| | | |
| | | |
| | 6,686,718.10 | 7,129,786.49 |
| | 118,163.72 | 310,438.21 |
| | 43,025,871.15 | 47,256,530.35 |
| | | |
| | -11,677,885.61 | 3,958,631.63 |
| | 7,218,359.85 | 7,334,906.31 |
| | 18,943,334.78 | 3,418,784.45 |
| | 9,389,597.07 | 380,188.10 |
| | 3,949,515.12 | 308,625.42 |
| | 37,517,135.62 | 43,683,986.61 |
| | 21,081,572.20 | 26,450,285.88 |


2018

| | | |
|----|----------------|----------------|
| - | | |
| - | -187,977.35 | |
| | 109,664,621.07 | 106,166,215.19 |
| | 1,537.17 | 173,670.42 |
| | 35,673.68 | 195,070.35 |
| | 109,630,484.56 | 106,144,815.26 |
| | 35,563,249.79 | |
| | 74,067,234.77 | 77,888,870.71 |
| | 74,067,234.77 | 77,888,870.71 |
| | 94,615,017.90 | 89,008,111.18 |
| | -20,547,783.13 | -11,119,240.47 |
| | | |
| 1. | | |

| | | |
|----|----------------|----------------|
| 4. | | |
| 5. | | |
| 6. | | |
| | | |
| | 74,067,234.77 | 77,888,870.71 |
| | 94,615,017.90 | 89,008,111.18 |
| | -20,547,783.13 | -11,119,240.47 |
| | | |
| | 0.20 | 0.19 |
| | 0.20 | 0.19 |

| | | |
|--|----------------|----------------|
| | | |
| | 226,357,917.71 | 209,727,437.62 |
| | 95,198,832.46 | 91,853,251.55 |
| | 6,446,798.96 | 7,000,550.39 |
| | | |
| | 23,519,372.63 | 22,263,398.37 |
| | | |
| | -24,764,441.64 | -7,658,427.98 |
| | 6,855,236.11 | 7,053,958.33 |
| | 31,634,714.14 | 14,734,150.73 |
| | 15,353,188.46 | 265,834.48 |
| | 193,822.48 | 58,822.48 |
| | 27,218,952.81 | 33,938,158.80 |
| | 10,783,389.39 | 17,066,702.83 |

2018



| |
|---|
| - |
| |

-174,512.54

137,842,429.59

1,000.0 1:

129,999,812.09

2018

| | | |
|--|----------------|----------------|
| | 102,329,803.57 | 101,637,033.35 |
| | | |
| | | |
| | | |

| | | |
|--|----------------|----------------|
| | | |
| | | |
| | 274,153,774.14 | 286,252,570.22 |
| | | |
| | | |
| | | |
| | | |
| | | |
| | | |
| | | |
| | | |
| | | |
| | | |
| | | |
| | 10,298,488.67 | 5,179,663.36 |
| | 284,452,262.81 | 291,432,233.58 |
| | 40,701,826.44 | 45,029,510.85 |
| | | |
| | | |

| | | |
|--|------------------|------------------|
| | | |
| | | |
| | | |
| | 69,786,745.71 | 60,039,861.23 |
| | 50,383,992.32 | 66,552,161.81 |
| | 13,691,794.77 | 17,906,782.00 |
| | 174,564,359.24 | 189,528,315.89 |
| | 109,887,903.57 | 101,903,917.69 |
| | | |
| | 6,650,000.00 | 2,700,000.00 |
| | 57,536,844.25 | 24,478,887.36 |
| | | 5,060.00 |
| | | |
| | 1,100,709,485.15 | 2,554,950,641.43 |
| | 1,164,896,329.40 | 2,582,134,588.79 |
| | 12,270,321.39 | 65,327,249.12 |
| | | |
| | | |
| | 1,714,000,000.00 | 2,432,000,000.00 |
| | 1,726,270,321.39 | 2,497,327,249.12 |
| | -561,373,991.99 | 84,807,339.67 |
| | | |
| | | 22,820,000.00 |
| | | 22,820,000.00 |
| | | |

018

| | | |
|--|-----------------|----------------|
| | 400,000.00 | |
| | 400,000.00 | 22,820,000.00 |
| | 4,000,000.00 | 4,000,000.00 |
| | 30,063,150.21 | 30,542,820.41 |
| | | |
| | 600,000.00 | 600,000.00 |
| | 34,663,150.21 | 35,142,820.41 |
| | -34,263,150.21 | -12,322,820.41 |
| | | |
| | -485,749,238.63 | 174,388,436.95 |
| | 649,374,425.16 | 474,985,988.21 |
| | 163,625,186.53 | 649,374,425.16 |

| | | |
|--|----------------|----------------|
| | | e |
| | 236,877,022.24 | 250,703,310.48 |
| | 4,221,726.26 | 3,257,569.31 |
| | 241,098,748.50 | 253,960,879.79 |
| | 25,151,335.9 | |

| | | |
|--|------------------|------------------|
| | 4,663,024.04 | 8,443,186.92 |
| | 115,342,810.26 | 125,512,313.27 |
| | 125,755,938.24 | 128,448,566.52 |
| | | |
| | 6,650,000.00 | 2,700,000.00 |
| | 57,536,844.25 | 24,478,887.36 |
| | 83,579.00 | 5,060.00 |
| | | |
| | 1,121,616,780.73 | 2,453,828,755.99 |
| | 1,185,887,203.98 | 2,481,012,703.35 |
| | 7,956,227.71 | 15,135,583.60 |
| | 18,000,000.00 | 8,580,000.00 |
| | | |
| | 1,733,650,000.00 | 2,377,750,000.00 |
| | 1,759,606,227.71 | 2,401,465,583.60 |
| | -573,719,023.73 | 79,547,119.75 |
| | | |
| | | |
| | | |
| | | |
| | | |
| | 4,000,000.00 | 4,000,000.00 |
| | 30,063,150.21 | 30,261,872.43 |
| | | |
| | 34,063,150.21 | 34,261,872.43 |

| | | |
|--|-----------------|----------------|
| | -34,063,150.21 | -34,261,872.43 |
| | | |
| | -482,026,235.70 | 173,733,813.84 |
| | 618,962,548.39 | 445,228,734.55 |
| | 136,936,312.69 | 618,962,548.39 |

| | 464,158,282.00 | | | | 2,137,740,630.85 | | | | 32,034,736.38 | | 150,161,020.80 | 140,320,042.37 | 2,924,414,712.40 |
|--|----------------|--|--|--|------------------|--|--|--|---------------|--|----------------|----------------|------------------|
| | | | | | | | | | | | | | |
| | | | | | | | | | | | | | |
| | | | | | | | | | | | | | |
| | 464,158,282.00 | | | | 2,137,740,630.85 | | | | 32,034,736.38 | | 150,161,020.80 | 140,320,042.37 | 2,924,414,712.40 |
| | | | | | -3,125,961.28 | | | | 10,232,980.36 | | 61,174,123.44 | -17,421,821.85 | 50,859,320.67 |

| | | | | | | | | | | | | |
|---|--|--|--|--|-------|--|--|--|-------|-------|-------|-------|
| | | | | | | | | | | 94,61 | -20,5 | 74,06 |
| | | | | | | | | | | 5,017 | 47,78 | 7,234 |
| | | | | | | | | | | .90 | 3.13 | .77 |
| | | | | | -3,12 | | | | | | 3,125 | |
| | | | | | 5,961 | | | | | | ,961. | |
| | | | | | .28 | | | | | | 28 | |
| 1 | | | | | | | | | | | | |
| 2 | | | | | | | | | | | | |
| 3 | | | | | | | | | | | | |
| | | | | | | | | | | | | |
| 4 | | | | | -3,12 | | | | | | 3,125 | |
| | | | | | 5,961 | | | | | | ,961. | |
| | | | | | .28 | | | | | | 28 | |
| | | | | | | | | | 10,23 | -33,4 | | -23,2 |
| | | | | | | | | | 2,980 | 40,89 | | 07,91 |
| | | | | | | | | | .36 | 4.46 | | 4.10 |
| 1 | | | | | | | | | 10,23 | -10,2 | | |
| | | | | | | | | | 2,980 | 32,98 | | |
| | | | | | | | | | .36 | 0.36 | | |
| 2 | | | | | | | | | | | | |
| 3 | | | | | | | | | | -23,2 | | -23,2 |
| | | | | | | | | | | 07,91 | | 07,91 |
| | | | | | | | | | | 4.10 | | 4.10 |
| 4 | | | | | | | | | | | | |
| | | | | | | | | | | | | |
| 1 | | | | | | | | | | | | |
| 2 | | | | | | | | | | | | |
| 3 | | | | | | | | | | | | |
| 4 | | | | | | | | | | | | |

| | | | | | | | | | | | | | |
|---|----------------------------|--|--|--|------------------------------|--|--|--|-----------------------|--|------------------------|------------------------|------------------------------|
| | | | | | | | | | | | | | |
| 5 | | | | | | | | | | | | | |
| | | | | | | | | | | | | | |
| 1 | | | | | | | | | | | | | |
| 2 | | | | | | | | | | | | | |
| | | | | | | | | | | | | | |
| | 464, 158, 282. 00 | | | | 2,134 ,614, 669.5 7 | | | | 42,26 7,716 .74 | | 211,3 35,14 4.24 | 122,8 98,22 0.52 | 2,975 ,274, 033.0 7 |

| | | | | | | | | | | | | | | |
|--|----------------------------|--|--|--|------------------------------|--|--|--|-----------------------|--|-----------------------|------------------------|------------------------------|--|
| | | | | | | | | | | | | | | |
| | | | | | | | | | | | | | | |
| | | | | | | | | | | | | | | |
| | | | | | | | | | | | | | | |
| | 464, 158, 282. 00 | | | | 2,137 ,740, 630.8 5 | | | | 21,87 1,033 .04 | | 94,52 4,527. 06 | 128,6 19,28 2.84 | 2,846 ,913, 755.7 9 | |
| | | | | | | | | | | | | | | |
| | | | | | | | | | | | | | | |
| | | | | | | | | | | | | | | |
| | 464, 158, 282. 00 | | | | 2,137 ,740, 630.8 5 | | | | 21,87 1,033 .04 | | 94,52 4,527. 06 | 128,6 19,28 2.84 | 2,846 ,913, 755.7 9 | |
| | | | | | | | | | 10,16 3,703 .34 | | 55,63 6,493. 74 | 11,70 0,759 .53 | 77,50 0,956 .61 | |

| | | | | | | | | | | | | |
|---|--|--|--|--|--|--|--|-------|--|--------|-------|-------|
| | | | | | | | | | | 89,00 | -11,1 | 77,88 |
| | | | | | | | | | | 8,111. | 19,24 | 8,870 |
| | | | | | | | | | | 18 | 0.47 | .71 |
| | | | | | | | | | | | 22,82 | 22,82 |
| | | | | | | | | | | | 0,000 | 0,000 |
| | | | | | | | | | | | .00 | .00 |
| 1 | | | | | | | | | | | 22,82 | 22,82 |
| | | | | | | | | | | | 0,000 | 0,000 |
| | | | | | | | | | | | .00 | .00 |
| 2 | | | | | | | | | | | | |
| 3 | | | | | | | | | | | | |
| 4 | | | | | | | | | | | | |
| | | | | | | | | 10,16 | | -33,3 | | -23,2 |
| | | | | | | | | 3,703 | | 71,61 | | 07,91 |
| | | | | | | | | .34 | | 7.44 | | 4.10 |
| 1 | | | | | | | | 10,16 | | -10,1 | | |
| | | | | | | | | 3,703 | | 63,70 | | |
| | | | | | | | | .34 | | 3.34 | | |
| 2 | | | | | | | | | | | | |
| 3 | | | | | | | | | | -23,2 | | -23,2 |
| | | | | | | | | | | 07,91 | | 07,91 |
| | | | | | | | | | | 4.10 | | 4.10 |
| 4 | | | | | | | | | | | | |
| | | | | | | | | | | | | |
| 1 | | | | | | | | | | | | |
| 2 | | | | | | | | | | | | |
| 3 | | | | | | | | | | | | |
| 4 | | | | | | | | | | | | |

| | | | | | | | | | | | | | |
|---|----------------------------|--|--|--|------------------------------|--|--|--|-----------------------|--|------------------------|------------------------|------------------------------|
| | | | | | | | | | | | | | |
| 5 | | | | | | | | | | | | | |
| | | | | | | | | | | | | | |
| 1 | | | | | | | | | | | | | |
| 2 | | | | | | | | | | | | | |
| | | | | | | | | | | | | | |
| | 464, 158, 282. 00 | | | | 2,137 ,740, 630.8 5 | | | | 32,03 4,736 .38 | | 150,1 61,02 0.80 | 140,3 20,04 2.37 | 2,924 ,414, 712.4 0 |

| | 464,1 58,28 2.00 | | | | 2,137,7 40,630. 85 | | | | | 32,034, 736.38 | 179,2 68,57 3.90 | 2,813,2 02,223. 13 | |
|--|------------------------|--|--|--|--------------------------|--|--|--|--|-------------------|------------------------|--------------------------|--|
| | | | | | | | | | | | | | |
| | | | | | | | | | | | | | |
| | | | | | | | | | | | | | |
| | 464,1 58,28 2.00 | | | | 2,137,7 40,630. 85 | | | | | 32,034, 736.38 | 179,2 68,57 3.90 | 2,813,2 02,223. 13 | |
| | | | | | | | | | | 10,232, 980.36 | 68,88 8,909. 11 | 79,121, 889.47 | |
| | | | | | | | | | | | 102,3 29,80 3.57 | 102,32 9,803.5 7 | |
| | | | | | | | | | | | | | |

| | | | | | | | | | | | |
|---|-------|--|--|--|---------|--|--|--|-------------------|------------------------|--------------------|
| | | | | | | | | | | | |
| 1 | | | | | | | | | | | |
| 2 | | | | | | | | | | | |
| 3 | | | | | | | | | | | |
| 4 | | | | | | | | | | | |
| | | | | | | | | | 10,232, 980.36 | -33,4 40,89 4.46 | -23,207 ,914.10 |
| 1 | | | | | | | | | 10,232, 980.36 | -10,2 32,98 0.36 | |
| 2 | | | | | | | | | | -23,2 07,91 4.10 | -23,207 ,914.10 |
| 3 | | | | | | | | | | | |
| | | | | | | | | | | | |
| 1 | | | | | | | | | | | |
| 2 | | | | | | | | | | | |
| 3 | | | | | | | | | | | |
| 4 | | | | | | | | | | | |
| 5 | | | | | | | | | | | |
| | | | | | | | | | | | |
| 1 | | | | | | | | | | | |
| 2 | | | | | | | | | | | |
| | | | | | | | | | | | |
| | 464,1 | | | | 2,137,7 | | | | 42,267, | 248,1 | 2,892,3 |

| | | | | | | | | | | | |
|--|---------------|--|--|--|---------------|--|--|--|--------|---------------|---------------|
| | 58,28 2.00 | | | | 40,630. 85 | | | | 716.74 | 57,48 3.01 | 24,112. 60 |
|--|---------------|--|--|--|---------------|--|--|--|--------|---------------|---------------|

| | 464,1 58,28 2.00 | | | | 2,137,7 40,630. 85 | | | | 21,871, 033.04 | 111,0 03,15 7.99 | 2,734,7 73,103. 88 | |
|---|------------------------|--|--|--|--------------------------|--|--|--|-------------------|------------------------|--------------------------|--|
| | | | | | | | | | | | | |
| | | | | | | | | | | | | |
| | | | | | | | | | | | | |
| | 464,1 58,28 2.00 | | | | 2,137,7 40,630. 85 | | | | 21,871, 033.04 | 111,0 03,15 7.99 | 2,734,7 73,103. 88 | |
| | | | | | | | | | 10,163, 703.34 | 68,26 5,415. 91 | 78,429, 119.25 | |
| | | | | | | | | | | 101,6 37,03 3.35 | 101,63 7,033.3 5 | |
| | | | | | | | | | | | | |
| 1 | | | | | | | | | | | | |
| 2 | | | | | | | | | | | | |
| 3 | | | | | | | | | | | | |
| 4 | | | | | | | | | | | | |
| | | | | | | | | | 10,163, 703.34 | -33,3 71,61 7.44 | -23,207 ,914.10 | |

| | | | | | | | | | | | |
|---|------------------------|--|--|--|--------------------------|--|--|--|-------------------|------------------------|--------------------------|
| 1 | | | | | | | | | 10,163, 703.34 | -10,1 63,70 3.34 | |
| 2 | | | | | | | | | | -23,2 07,91 4.10 | -23,207 ,914.10 |
| 3 | | | | | | | | | | | |
| | | | | | | | | | | | |
| 1 | | | | | | | | | | | |
| 2 | | | | | | | | | | | |
| 3 | | | | | | | | | | | |
| 4 | | | | | | | | | | | |
| 5 | | | | | | | | | | | |
| | | | | | | | | | | | |
| 1 | | | | | | | | | | | |
| 2 | | | | | | | | | | | |
| | | | | | | | | | | | |
| | 464,1 58,28 2.00 | | | | 2,137,7 40,630. 85 | | | | 32,034, 736.38 | 179,2 68,57 3.90 | 2,813,2 02,223. 13 |

| | |
|--|----|
| | 50 |
| | |

| | |
|--|--|
| | |
| | |
| | |

| 1 1 | 5.00% | 5.00% |
|-----|--------|--------|
| 1 | 5.00% | 5.00% |
| 1 2 | 10.00% | 10.00% |
| 2 3 | 30.00% | 30.00% |

2018

| | | |
|-----|--------|--------|
| 3 4 | 50.00% | 50.00% |
| 4 | 80.00% | 80.00% |

| | | |
|--|-------|--|
| | | |
| | 0.00% | |

| | |
|--|--|
| | |
| | |

| | | 25-50 | 5 | 3.80 1.90 |
|--|--|-------|---|------------|
| | | 5-18 | 5 | 19.00-5.28 |
| | | 5-10 | 5 | 19.00-9.50 |
| | | 8-14 | 5 | 11.88-6.79 |
| | | 5 | 5 | 19.00 |

2018

| | |
|--|--|
| | |
| | |
| | |

2018

| 1. | 2018 (2018 15) 2018 | | |
|----|--|--|--|
| 2. | 2017 9 10 11 12 2018 1 1 | | |

| | | | |
|--|--|--|--|
| | | | |
| | | | |
| | | | |
| | | | |
| | | | |
| | | | |
| | | | |

| | | |
|--|------|---------------|
| | | |
| | | 17% 16% 6% 3% |
| | | 7% 5% |
| | | 25% 20% 10% |
| | 1.2% | 20% 1.2% |
| | | 3% |
| | | 2% |

| | | |
|--|----------------|----------------|
| | | |
| | 45,485.54 | 91,653.77 |
| | 713,579,700.99 | 649,282,771.39 |
| | 713,625,186.53 | 649,374,425.16 |

| | | |
|--|---------------|---------------|
| | | |
| | 10,825,312.38 | |
| | 32,974,913.22 | 17,226,137.49 |
| | 43,800,225.60 | 17,226,137.49 |

1)

| | | |
|--|---------------|--|
| | | |
| | 10,825,312.38 | |
| | 10,825,312.38 | |

2)

3)

4)

1)

| | 34,710,434.96 | 100.00% | 1,735,521.74 | 5.00% | 32,974,913.22 | 18,142,607.27 | 100.00% | 916,469.78 | 5.05% | 17,226,137.49 |
|--|---------------|---------|--------------|-------|---------------|---------------|---------|------------|-------|---------------|
| | 34,710,434.96 | 100.00% | 1,735,521.74 | 5.00% | 32,974,913.22 | 18,142,607.27 | 100.00% | 916,469.78 | 5.05% | 17,226,137.49 |

| 1 | | | |
|---|---------------|--------------|-------|
| 1 | 34,710,434.96 | 1,735,521.74 | 5.00% |
| 1 | 34,710,434.96 | 1,735,521.74 | 5.00% |
| | 34,710,434.96 | 1,735,521.74 | 5.00% |

2018

2)

819,051.96

3)

4)



| | | |
|--|--|--|
| | | |
| | | |
| | | |
| | | |
| | | |
| | | |
| | | |

| | | |
|--|--------------|--------------|
| | | |
| | 6,608,219.18 | |
| | 2,937,797.73 | 1,482,327.06 |
| | 9,546,016.91 | 1,482,327.06 |

1)

| | | |
|--|--------------|--|
| | | |
| | 6,608,219.18 | |
| | 6,608,219.18 | |

2)

| | | | | |
|--|--|--|--|--|
| | | | | |
|--|--|--|--|--|

1)

| | | |
|-----|--|--|
| () | | |
|-----|--|--|

2)

1

| | | | | |
|-----|--|--|--|--|
| () | | | | |
|-----|--|--|--|--|

1)

| | 3,355,349.78 | 100.00% | 417,552.05 | 12.44% | 2,937,797.73 | 1,694,770.64 | 100.00% | 212,443.58 | 12.54% | 1,482,327.06 |
|--|--------------|---------|------------|--------|--------------|--------------|---------|------------|--------|--------------|
| | 3,355,349.78 | 100.00% | 417,552.05 | 12.44% | 2,937,797.73 | 1,694,770.64 | 100.00% | 212,443.58 | 12.54% | 1,482,327.06 |

| 1 | | | |
|-----|--------------|------------|--------|
| 1 | 2,422,062.78 | 121,103.15 | 5.00% |
| 1 | 2,422,062.78 | 121,103.15 | 5.00% |
| 1 2 | 425,186.00 | 42,518.60 | 10.00% |
| 2 3 | 5,101.00 | 1,530.30 | 30.00% |
| 3 4 | 500,000.00 | 250,000.00 | 50.00% |
| 4 5 | 3,000.00 | 2,400.00 | 80.00% |
| | 3,355,349.78 | 417,552.05 | 12.44% |

2018

2)

205,108.47

| | | |
|--|--|--|
| | | |
|--|--|--|

3)

| | |
|--|--|
| | |
|--|--|

| | | | | | |
|--|--|--|--|--|--|
| | | | | | |
|--|--|--|--|--|--|

4)

| | 1,121,366.05 | 890,184.08 |
|--|--------------|--------------|
| | 4,878.30 | 58,847.25 |
| | 2,004,302.94 | 485,628.05 |
| | 224,802.49 | 260,111.26 |
| | 3,355,349.78 | 1,694,770.64 |

5)

| | 1,649,832.00 | 1 | 49.17% | 82,491.60 | |
|--|--------------|-----|--------|------------|--|
| | 500,000.00 | 3-4 | 14.90% | 250,000.00 | |
| | 368,931.00 | 1-2 | 11.00% | 36,893.10 | |
| | 149,283.00 | 1 | 4.45% | 7,464.15 | |
| | 88,861.92 | 1 | 2.65% | 4,443.10 | |

2018

| | | | | | |
|--|----|--------------|----|--------|------------|
| | -- | 2,756,907.92 | -- | 82.17% | 381,291.95 |
|--|----|--------------|----|--------|------------|

6)

| | | | | | |
|--|--|--|--|--|--|
| | | | | | |
|--|--|--|--|--|--|

7

8)

| | 3,334,000.89 | | 3,334,000.89 | 2,559,335.22 | | 2,559,335.22 |
|--|---------------|--------------|---------------|---------------|--|---------------|
| | 69,765,415.05 | 8,365,436.64 | 61,399,978.41 | 74,595,871.47 | | 74,595,871.47 |
| | 30,043.56 | | 30,043.56 | 34,807.45 | | 34,807.45 |
| | 625,724.29 | | 625,724.29 | 467,413.85 | | 467,413.85 |
| | 73,755,183.79 | 8,365,436.64 | 65,389,747.15 | 77,657,427.99 | | 77,657,427.99 |

4

11

| | | 8,365,436.64 | | | | 8,365,436.64 |
|--|--|--------------|--|--|--|--------------|
| | | 8,365,436.64 | | | | 8,365,436.64 |

| | | |
|--|----------------|----------------|
| | | |
| | | 42,774.74 |
| | 1,323,123.80 | 6,280,908.70 |
| | | 1,498,280.01 |
| | 264,000,000.00 | 180,000,000.00 |
| | 265,323,123.80 | 187,821,963.45 |

| | | | | | | |
|--|--------------|--|--------------|--------------|--|---------------|
| | | | | | | |
| | | | | | | |
| | 90,150,000.0 | | 90,150,000.0 | 96,800,000.0 | | 96,800,000.00 |

2018

| | | | | | | |
|--|--------------|--|--------------|--------------|--|---------------|
| | 0 | | 0 | 0 | | |
| | 90,150,000.0 | | 90,150,000.0 | 96,800,000.0 | | 96,800,000.00 |
| | 0 | | 0 | 0 | | |
| | 90,150,000.0 | | 90,150,000.0 | 96,800,000.0 | | 96,800,000.00 |
| | 0 | | 0 | 0 | | |

| | 47,300,000.00 | | 6,650,000.00 | 40,650,000.00 | | | | | 2.44% | |
|--|---------------|--|--------------|---------------|--|--|--|--|--------|--------------|
| | 49,500,000.00 | | | 49,500,000.00 | | | | | 99.00% | 5,026,078.27 |
| | 96,800,000.00 | | 6,650,000.00 | 90,150,000.00 | | | | | -- | 5,026,078.27 |

| | | | | | | | | | | | |
|--|--------------------|--|--|-------------------|--|--|-------------------|--|--|------------------------|--|
| | | | | | | | | | | | |
| | | | | | | | | | | | |
| | | | | | | | | | | | |
| | | | | | | | | | | | |
| | 226,411 ,901.68 | | | 10,783, 389.39 | | | 52,510, 765.98 | | | 184,68 4,525.0 9 | |

| | | | | | | | | | | | |
|--|------------------------|--|--|-------------------|--|--|-------------------|--|--|------------------------|--|
| | | | | | | | | | | | |
| | 164,04 4,360.3 6 | | | 10,298, 182.81 | | | | | | 174,34 2,543.1 7 | |
| | 390,45 6,262.0 4 | | | 21,081, 572.20 | | | 52,510, 765.98 | | | 359,02 7,068.2 6 | |
| | 390,45 6,262.0 4 | | | 21,081, 572.20 | | | 52,510, 765.98 | | | 359,02 7,068.2 6 | |

| | | |
|--|------------------|------------------|
| | | |
| | 1,562,403,826.82 | 1,622,232,952.48 |
| | 1,562,403,826.82 | 1,622,232,952.48 |

| | | | | | | |
|----|----------------|----------------|---------------|--------------|--------------|----------------|
| | | | | | | |
| | | | | | | |
| 1. | 1,551,888,497. | 570,594,077.42 | 11,476,481.46 | 7,090,281.13 | 8,786,263.37 | 2,149,835,600. |

| | | | | | | |
|----|----------------------|----------------|---------------|--------------|--------------|----------------------|
| | 57 | | | | | 95 |
| 2. | 9,964,260.77 | 728,685.13 | 1,168,782.95 | 114,272.33 | 546,076.52 | 12,522,077.70 |
| 1 | 9,868,144.27 | 728,685.13 | 228,973.03 | 114,272.33 | 546,076.52 | 11,486,151.28 |
| 2 | 96,116.50 | | 939,809.92 | | | 1,035,926.42 |
| 3 | | | | | | |
| | | | | | | |
| 3. | | 1,330.00 | | 1,188,535.00 | 650.00 | 1,190,515.00 |
| 1 | | 1,330.00 | | 1,188,535.00 | 650.00 | 1,190,515.00 |
| | | | | | | |
| 4. | 1,561,852,758. 34 | 571,321,432.55 | 12,645,264.41 | 6,016,018.46 | 9,331,689.89 | 2,161,167,163. 65 |
| | | | | | | |
| 1. | 250,674,203.85 | 266,059,607.79 | 3,972,326.41 | 3,504,959.39 | 3,391,551.03 | 527,602,648.47 |
| 2. | 33,236,800.29 | 35,018,878.43 | 1,654,780.97 | 734,330.97 | 1,301,723.80 | 71,946,514.46 |
| 1 | 33,236,800.29 | 35,018,878.43 | 1,654,780.97 | 734,330.97 | 1,301,723.80 | 71,946,514.46 |
| | | | | | | |
| 3. | | 11.08 | | 785,771.70 | 43.32 | 785,826.10 |
| 1 | | 11.08 | | 785,771.70 | 43.32 | 785,826.10 |
| | | | | | | |
| 4. | 283,911,004.14 | 301,078,475.14 | 5,627,107.38 | 3,453,518.66 | 4,693,231.51 | 598,763,336.83 |
| | | | | | | |
| 1. | | | | | | |
| 2. | | | | | | |
| 1 | | | | | | |
| | | | | | | |
| 3. | | | | | | |
| 1 | | | | | | |

2018

| | | | | | | |
|----|----------------------|----------------|--------------|--------------|--------------|----------------------|
| | | | | | | |
| | | | | | | |
| 4. | | | | | | |
| | | | | | | |
| 1. | 1,277,941,754. 20 | 270,242,957.41 | 7,018,157.03 | 2,562,499.80 | 4,638,458.38 | 1,562,403,826. 82 |
| 2. | 1,301,214,293. 72 | 304,534,469.63 | 7,504,155.05 | 3,585,321.74 | 5,394,712.34 | 1,622,232,952. 48 |

| | | |
|--|--------------|--------------|
| | | |
| | 3,596,953.18 | 7,542,564.35 |
| | 3,596,953.18 | 7,542,564.35 |

| | | | | | |
|--|--|--|--|--|--|
| | | | | | |
| | | | | | |

2018

| | | | | | | |
|--|--------------|--|--------------|--------------|--|--------------|
| | | | | 1,035,926.42 | | 1,035,926.42 |
| | | | | 3,509,684.75 | | 3,509,684.75 |
| | 600,000.00 | | 600,000.00 | | | |
| | 2,996,953.18 | | 2,996,953.18 | 2,996,953.18 | | 2,996,953.18 |
| | 3,596,953.18 | | 3,596,953.18 | 7,542,564.35 | | 7,542,564.35 |

| | | | | | | | | | | | | |
|--|---------------|--------------|------------|--------------|--------------|--------------|---------|---------|--|--|--|----|
| | | | | | | | | | | | | |
| | 6,870,000.00 | 1,035,926.42 | | 1,035,926.42 | | | 100.00% | 100.00% | | | | |
| | 3,700,000.00 | 3,509,684.75 | | | 3,509,684.75 | | 100.00% | 100.00% | | | | |
| | 2,080,000.00 | | 600,000.00 | | | 600,000.00 | 28.85% | 28.85% | | | | |
| | 17,000,000.00 | 2,996,953.18 | | | | 2,996,953.18 | 17.63% | 17.63% | | | | |
| | 29,650,000.00 | 7,542,564.35 | 600,000.00 | 1,035,926.42 | 3,509,684.75 | 3,596,953.18 | -- | -- | | | | -- |

| | | | | | |
|----|---------------|--|--|------------|---------------|
| | | | | | |
| 1. | 16,275,376.00 | | | 377,667.19 | 16,653,043.19 |
| 2. | | | | 187,655.18 | 187,655.18 |
| 1 | | | | 187,655.18 | 187,655.18 |
| 2 | | | | | |
| 3 | | | | | |
| | | | | | |
| 3. | | | | | |
| 1 | | | | | |
| | | | | | |
| 4. | 16,275,376.00 | | | 565,322.37 | 16,840,698.37 |
| | | | | | |

| | | | | | |
|----|---------------|--|--|------------|---------------|
| 1. | 2,645,791.36 | | | 243,421.82 | 2,889,213.18 |
| 2. | 325,507.44 | | | 49,634.57 | 375,142.01 |
| 1 | 325,507.44 | | | 49,634.57 | 375,142.01 |
| | | | | | |
| 3. | | | | | |
| 1 | | | | | |
| | | | | | |
| 4. | 2,971,298.80 | | | 293,056.39 | 3,264,355.19 |
| | | | | | |
| 1. | | | | | |
| 2. | | | | | |
| 1 | | | | | |
| | | | | | |
| 3. | | | | | |
| 1 | | | | | |
| | | | | | |
| 4. | | | | | |
| | | | | | |
| 1. | 13,304,077.20 | | | 272,265.98 | 13,576,343.18 |
| 2. | 13,629,584.64 | | | 134,245.37 | 13,763,830.01 |

2018

| | | | | | |
|--|---------------|--------------|--------------|--------------|---------------|
| | | | | | |
| | 441,233.28 | | 48,134.56 | | 393,098.72 |
| | 2,367,807.46 | | 566,398.20 | | 1,801,409.26 |
| | | 3,509,684.75 | | 94,245.28 | 3,415,439.47 |
| | 46,166,087.01 | 7,312,270.55 | 5,664,340.62 | 1,002,913.07 | 46,811,103.87 |

| | | | | |
|--|--------------|------------|------------|------------|
| | | | | |
| | | | | |
| | 1,401,352.49 | 350,255.97 | 693,455.10 | 173,363.78 |
| | 1,401,352.49 | 350,255.97 | 693,455.10 | 173,363.78 |

| | | | | |
|--|--|------------|--|------------|
| | | | | |
| | | 350,255.97 | | 173,363.78 |

| | | |
|--|----------------|---------------|
| | | |
| | 9,117,157.94 | 2,878,833.47 |
| | 110,947,203.33 | 74,726,489.05 |
| | 120,064,361.27 | 77,605,322.52 |

2018

| | | | |
|------|----------------|---------------|----|
| | | | |
| 2019 | 3,944,307.26 | 7,897,112.38 | |
| 2020 | 9,705,635.63 | 3,944,307.26 | |
| 2021 | 20,837,543.39 | 9,705,635.63 | |
| 2022 | 31,856,027.23 | 21,323,406.55 | |
| 2023 | 44,603,689.82 | 31,856,027.23 | |
| | 110,947,203.33 | 74,726,489.05 | -- |

| | | |
|--|------------|--------------|
| | | |
| | 118,111.00 | 769,620.00 |
| | 397,129.00 | 327,381.30 |
| | 515,240.00 | 1,097,001.30 |

| | | |
|--|--|--|
| | | |
|--|--|--|

2018

| | | |
|--|---------------|---------------|
| | 19,224,054.54 | 26,260,475.64 |
| | 19,224,054.54 | 26,260,475.64 |

| | | |
|--|---------------|---------------|
| | | |
| | 953,198.02 | 1,150,734.78 |
| | 18,270,856.52 | 25,109,740.86 |
| | 19,224,054.54 | 26,260,475.64 |

| | | |
|--|--------------|--------------|
| | | |
| | 1,201,770.09 | 1,886,068.46 |
| | 78,815.37 | 13,928.77 |
| | 120,686.07 | 121,488.77 |
| | 1,401,271.53 | 2,021,486.00 |

| | | | | |
|---|---------------|---------------|---------------|---------------|
| | | | | |
| | 20,924,839.40 | 65,436,045.48 | 65,484,894.51 | 20,875,990.37 |
| - | 80,728.26 | 5,147,516.55 | 3,885,976.75 | 1,342,268.06 |
| | | 347,298.00 | 306,882.00 | 40,416.00 |
| | 21,005,567.66 | 70,930,860.03 | 69,677,753.26 | 22,258,674.43 |

| | | | | |
|---|---------------|---------------|---------------|---------------|
| | | | | |
| 1 | 15,600,446.53 | 56,435,487.78 | 56,449,921.67 | 15,586,012.64 |
| 2 | | 1,351,997.43 | 1,351,997.43 | |
| 3 | 1,056,646.96 | 2,787,481.69 | 3,794,732.42 | 49,396.23 |
| | 1,041,779.57 | 2,517,061.03 | 3,537,911.97 | 20,928.63 |
| | 1,058.78 | 141,240.60 | 128,604.93 | 13,694.45 |
| | 13,808.61 | 129,180.06 | 128,215.52 | 14,773.15 |
| 4 | 71,388.00 | 2,976,732.00 | 2,969,383.00 | 78,737.00 |
| 5 | 4,196,357.91 | 1,884,346.58 | 918,859.99 | 5,161,844.50 |
| | 20,924,839.40 | 65,436,045.48 | 65,484,894.51 | 20,875,990.37 |

2018

| | | | | |
|---|-----------|--------------|--------------|--------------|
| | | | | |
| 1 | 73,605.40 | 3,720,078.46 | 3,742,790.46 | 50,893.40 |
| 2 | 7,122.86 | 137,038.09 | 143,186.29 | 974.66 |
| 3 | | 1,290,400.00 | | 1,290,400.00 |
| | 80,728.26 | 5,147,516.55 | 3,885,976.75 | 1,342,268.06 |

| | | |
|--|---------------|--------------|
| | | |
| | 7,093,682.71 | 29,703.60 |
| | 12,943,694.07 | 837,852.48 |
| | 202,391.63 | 159,954.17 |
| | 276,393.43 | 1,790.23 |
| | | 3,778.47 |
| | 83,742.17 | 46,473.17 |
| | 221,735.35 | 1,713.54 |
| | 239.64 | 9,569.52 |
| | 20,821,879.00 | 1,090,835.18 |

| | | |
|--|---------------|---------------|
| | | |
| | 23,295,977.91 | 23,213,386.54 |
| | 23,295,977.91 | 23,213,386.54 |

1)

| | | |
|--|---------------|---------------|
| | | |
| | 777,629.69 | 594,134.94 |
| | 18,927,997.50 | 19,517,754.16 |
| | 3,190,350.72 | 3,101,497.44 |
| | 400,000.00 | |
| | 23,295,977.91 | 23,213,386.54 |

2) 1

| | | |
|--|--------------|--------------|
| | | |
| | 4,000,000.00 | 4,000,000.00 |
| | 4,000,000.00 | 4,000,000.00 |

| | | |
|--|----------------|----------------|
| | | |
| | 131,000,000.00 | 135,000,000.00 |
| | 131,000,000.00 | 135,000,000.00 |

| | | | | | |
|--|--------------|------------|------------|--------------|----|
| | | | | | |
| | 2,443,375.21 | 780,000.00 | 351,345.12 | 2,872,030.09 | |
| | 2,443,375.21 | 780,000.00 | 351,345.12 | 2,872,030.09 | -- |

2018



2,143,178.
15

58,822.48

2,084,355.
67

145,714.30

34,285.73

111,428.57

1

| | | | | |
|--|------------------|--|--------------|------------------|
| | | | | |
| | 2,045,030,281.80 | | 3,125,961.28 | 2,041,904,320.52 |
| | 92,710,349.05 | | | 92,710,349.05 |
| | 2,137,740,630.85 | | 3,125,961.28 | 2,134,614,669.57 |

| | | | | |
|--|---------------|---------------|--|---------------|
| | | | | |
| | 32,034,736.38 | 10,232,980.36 | | 42,267,716.74 |

2018

| | | | | |
|--|---------------|---------------|--|---------------|
| | 32,034,736.38 | 10,232,980.36 | | 42,267,716.74 |
|--|---------------|---------------|--|---------------|

| | | | | |
|--|-----|----------------|--|----------------|
| | | | | |
| | + - | 150,161,020.80 | | 94,524,527.06 |
| | | 150,161,020.80 | | 94,524,527.06 |
| | | 94,615,017.90 | | 89,008,111.18 |
| | | 10,232,980.36 | | 10,163,703.34 |
| | | 23,207,914.10 | | 23,207,914.10 |
| | | 211,335,144.24 | | 150,161,020.80 |

- 1) 0.00
- 2) 0.00
- 3) 0.00
- 4) 0.00
- 5) 0.00

| | | | | |
|--|----------------|----------------|----------------|----------------|
| | | | | |
| | | | | |
| | 266,468,409.35 | 150,782,962.74 | 244,113,065.61 | 122,961,895.49 |
| | 242,965.50 | | 374,657.13 | 316,649.31 |
| | 266,711,374.85 | 150,782,962.74 | 244,487,722.74 | 123,278,544.80 |

| | | |
|--|--------------|--------------|
| | | |
| | 1,691,648.00 | 2,472,876.19 |
| | 1,642,209.20 | 1,755,386.67 |
| | 2,293,691.83 | 1,831,038.32 |

2018

| | | |
|--|--------------|--------------|
| | 931,291.43 | 985,273.36 |
| | 127,877.64 | 85,211.95 |
| | 6,686,718.10 | 7,129,786.49 |

| | | |
|--|------------|------------|
| | | |
| | 25,913.95 | 99,687.94 |
| | 85,371.80 | 159,380.91 |
| | 6,877.97 | 51,369.36 |
| | 118,163.72 | 310,438.21 |

| | | |
|--|---------------|---------------|
| | | |
| | 30,632,344.76 | 30,850,704.87 |
| | 1,456,474.02 | 1,551,516.04 |
| | 23,375.36 | 30,843.86 |
| | 3,445,399.64 | 3,708,070.78 |
| | 213,377.89 | 972,789.71 |
| | 854,294.67 | 834,715.66 |
| | 612,518.77 | 1,223,335.75 |
| | 1,630,846.53 | 2,141,609.52 |
| | 494,857.19 | 740,046.19 |
| | 762,547.17 | 809,433.97 |
| | 2,899,835.15 | 4,393,464.00 |
| | 43,025,871.15 | 47,256,530.35 |

| | | |
|--|----------------|---------------|
| | | |
| | 7,218,359.85 | 7,334,906.31 |
| | -18,943,334.78 | -3,418,784.45 |
| | 47,089.32 | 42,509.77 |
| | -11,677,885.61 | 3,958,631.63 |

| | | |
|--|--------------|------------|
| | | |
| | 1,024,160.43 | 380,188.10 |
| | 8,365,436.64 | |
| | 9,389,597.07 | 380,188.10 |

| | | |
|--|--------------|------------|
| | | |
| | 292,522.64 | 19,802.94 |
| | 3,115,000.00 | 230,000.00 |
| | 281,970.00 | |
| | 58,822.48 | 58,822.48 |
| | 201,200.00 | |
| | 3,949,515.12 | 308,625.42 |

| | | |
|--|--|--|
| | | |
|--|--|--|

2018

| | | |
|--|---------------|---------------|
| | 21,081,572.20 | 26,450,285.88 |
| | 5,026,078.27 | 5,563,426.42 |
| | 11,409,485.15 | 11,670,274.31 |
| | 37,517,135.62 | 43,683,986.61 |

| | | |
|--|-------------|--|
| | | |
| | -187,977.35 | |

| | | | |
|--|----------|------------|----------|
| | | | |
| | | 1,737.68 | |
| | 1,537.17 | 171,932.74 | 1,537.17 |
| | 1,537.17 | 173,670.42 | 1,537.17 |

| | | | | | | | | |
|--|--|--|--|--|--|--|--|---|
| | | | | | | | | / |
|--|--|--|--|--|--|--|--|---|

| | | | |
|--|-----------|------------|-----------|
| | | | |
| | 29,100.00 | 137,955.00 | 29,100.00 |
| | | 56,368.74 | |
| | 6,573.68 | 746.61 | 6,573.68 |

2018

| | | | |
|--|-----------|------------|-----------|
| | 35,673.68 | 195,070.35 | 35,673.68 |
|--|-----------|------------|-----------|

| | | | |
|--|--|---------------|---------------|
| | | | |
| | | 35,740,141.98 | 28,316,319.50 |
| | | -176,892.19 | -60,374.95 |
| | | 35,563,249.79 | 28,255,944.55 |

| | | |
|---|--|----------------|
| | | |
| | | 109,630,484.56 |
| / | | 27,407,621.14 |
| | | -107,046.42 |
| | | 54,556.07 |
| | | -5,271,541.33 |
| | | 280,010.99 |
| | | -121,465.79 |
| | | 13,321,115.13 |
| | | 35,563,249.79 |

| | | |
|--|--|--|
| | | |
|--|--|--|

2018

| | | |
|--|---------------|--------------|
| | 3,035,115.60 | 3,418,784.45 |
| | 4,378,170.00 | 550,000.00 |
| | 2,885,203.07 | 1,210,878.91 |
| | 10,298,488.67 | 5,179,663.36 |

| | | |
|--|---------------|---------------|
| | | |
| | 213,377.89 | 972,789.71 |
| | 1,728,697.32 | 2,270,106.09 |
| | 612,518.77 | 1,252,695.81 |
| | 800,674.53 | 858,000.01 |
| | 1,529,297.72 | 8,171,630.14 |
| | 854,294.67 | 834,715.66 |
| | 524,548.62 | 740,046.19 |
| | 279,431.60 | 245,965.76 |
| | 4,067,837.74 | 1,059,524.08 |
| | 3,081,115.91 | 1,501,308.55 |
| | 13,691,794.77 | 17,906,782.00 |

| | | |
|--|------------------|------------------|
| | | |
| | 1,091,409,485.15 | 2,554,950,641.43 |
| | 9,300,000.00 | |
| | 1,100,709,485.15 | 2,554,950,641.43 |

| | | |
|--|------------------|------------------|
| | | |
| | 1,164,000,000.00 | 2,432,000,000.00 |

2018

| | | |
|--|------------------|------------------|
| | 550,000,000.00 | |
| | 1,714,000,000.00 | 2,432,000,000.00 |

| | | |
|--|------------|--|
| | | |
| | 400,000.00 | |
| | 400,000.00 | |

| | | |
|--|------------|------------|
| | | |
| | 600,000.00 | 600,000.00 |
| | 600,000.00 | 600,000.00 |

| | | |
|---|---------------|---------------|
| | | |
| 1 | -- | -- |
| | 74,067,234.77 | 77,888,870.71 |
| | 9,389,597.07 | 380,188.10 |
| | 71,946,514.46 | 69,897,698.97 |
| | 375,142.01 | 363,128.40 |
| | 5,664,340.62 | 3,150,540.95 |
| | 187,977.35 | |
| | | 54,631.06 |
| | -8,689,859.33 | 7,334,906.31 |

| | | |
|--|----------------|----|
| | | |
| | 265,897,172.37 | |
| | 856,024.29 | |
| | 266,753,196.66 | -- |

| | | | |
|--|--------------|--|------------|
| | | | |
| | 2,143,178.15 | | 58,822.48 |
| | 145,714.30 | | 34,285.73 |
| | 194,482.76 | | 82,503.19 |
| | 200,000.00 | | 17,777.76 |
| | 160,000.00 | | 37,446.81 |
| | 160,000.00 | | 33,207.56 |
| | 60,000.00 | | 24,444.45 |
| | 160,000.00 | | 62,857.14 |
| | 300,000.00 | | 300,000.00 |
| | 300,000.00 | | 300,000.00 |

2018

| | | | |
|------|------------|--|------------|
| | | | |
| | 300,000.00 | | 300,000.00 |
| | 300,000.00 | | 300,000.00 |
| | 300,000.00 | | 300,000.00 |
| | 300,000.00 | | 300,000.00 |
| | 275,000.00 | | 275,000.00 |
| | 270,000.00 | | 270,000.00 |
| | 170,000.00 | | 170,000.00 |
| | 100,000.00 | | 100,000.00 |
| | 95,000.00 | | 95,000.00 |
| | 95,000.00 | | 95,000.00 |
| | 80,000.00 | | 80,000.00 |
| | 80,000.00 | | 80,000.00 |
| | 80,000.00 | | 80,000.00 |
| | 70,000.00 | | 70,000.00 |
| | 181,970.00 | | 181,970.00 |
| | 100,000.00 | | 100,000.00 |
| 2017 | 135,000.00 | | 135,000.00 |
| | 60,000.00 | | 60,000.00 |
| | 6,200.00 | | 6,200.00 |

| | | | | 80.00% | | |
|--|--|--|--|---------|--|--|
| | | | | 54.00% | | |
| | | | | 100.00% | | |

| | | | | | | |
|--|--|--|--|---------|--|--|
| | | | | 59.14% | | |
| | | | | 82.50% | | |
| | | | | 100.00% | | |

| | | | | | |
|--|--|--------|---------------|--|---------------|
| | | | | | |
| | | 46.00% | -6,615,938.06 | | 25,617,893.43 |
| | | 40.86% | -6,030,109.21 | | 64,655,659.89 |
| | | 20.00% | -679,428.73 | | 16,592,628.19 |
| | | 17.50% | -1,384,620.46 | | 2,520,055.08 |

| | 64,290,117.79 | 368,565.88 | 64,658,683.67 | 5,093,697.95 | | 5,093,697.95 | 82,144,939.62 | 501,469.06 | 82,646,408.68 | 8,698,948.92 | | 8,698,948.92 |
|--|---------------|----------------|----------------|----------------|--|----------------|---------------|----------------|----------------|----------------|--|----------------|
| | 19,731,821.58 | 261,844,865.87 | 281,576,687.45 | 109,828,629.38 | | 109,828,629.38 | 23,895,052.58 | 261,003,103.37 | 284,898,155.95 | 92,554,434.68 | | 92,554,434.68 |
| | 4,681,566.94 | 266,713,486.08 | 271,395,053.02 | 188,431,912.09 | | 188,431,912.09 | 6,777,285.89 | 274,821,205.92 | 281,598,491.81 | 195,238,207.21 | | 195,238,207.21 |

| | | | | | | | | | | | | |
|--|-----------------------|------------------|-----------------------|------------------|----------------|------------------|------------------|------------------|------------------|------------------|----------------|------------------|
| | 12,659 ,146.4 8 | 4,463, 168.04 | 17,122 ,314.5 2 | 1,934, 325.34 | 787,67 4.42 | 2,721, 999.76 | 1,467, 196.61 | 1,968, 614.17 | 3,435, 810.78 | 1,546, 400.94 | 300,19 7.06 | 1,846, 598.00 |
|--|-----------------------|------------------|-----------------------|------------------|----------------|------------------|------------------|------------------|------------------|------------------|----------------|------------------|

| | | -14,382,47 4.04 | -14,382,47 4.04 | -6,586,460. 48 | | -3,924,226. 27 | -3,924,226. 27 | -18,045,08 1.40 | |
|--|-------------------|--------------------|--------------------|--------------------|-------------------|--------------------|--------------------|--------------------|--|
| | 18,512,511 .15 | -20,595,66 3.20 | -20,595,66 3.20 | -16,498,36 1.44 | 13,219,620 .33 | -11,168,43 5.84 | -11,168,43 5.84 | -19,796,20 0.40 | |
| | 18,005,510 .10 | -3,397,143. 67 | -3,397,143. 67 | 12,989,002 .64 | 20,395,890 .32 | -964,158.4 4 | -964,158.4 4 | 17,290,048 .48 | |
| | 3,264,539. 60 | -5,188,898. 02 | -5,188,898. 02 | -4,327,272. 30 | 399,576.33 | -7,732,016. 77 | -7,732,016. 77 | -6,713,632. 03 | |

| | | | |
|--|--|--|--|
| | | | |
| | | | |

| | |
|----|---------------|
| | |
| -- | 18,000,000.00 |
| / | 18,000,000.00 |
| / | 14,874,038.72 |
| | 3,125,961.28 |
| | 3,125,961.28 |

| | | | | 47.12% | | |
|--|--|--|--|--------|--------|--|
| | | | | | 49.00% | |

20%

20%

| | / | | / | |
|--|----------------|----------------|----------------|----------------|
| | | | | |
| | 179,510,575.49 | 137,140,572.77 | 252,841,153.17 | 101,241,760.63 |
| | 214,327,077.50 | 76,682,550.56 | 222,954,944.92 | 83,680,796.92 |
| | 393,837,652.99 | 213,823,123.33 | 475,796,098.09 | 184,922,557.55 |
| | 16,947,064.52 | 53,771,652.93 | 10,349,956.58 | 46,301,452.45 |
| | | 433,665.69 | | 20,000.00 |
| | 16,947,064.52 | 54,205,318.62 | 10,349,956.58 | 46,321,452.45 |
| | 376,890,588.47 | 159,617,804.71 | 465,446,141.51 | 138,601,105.10 |

2018

| | | | | |
|----|----------------|----------------|----------------|----------------|
| | 177,590,845.29 | 78,212,724.31 | 219,318,221.88 | 67,914,541.50 |
| -- | | 20,847,778.77 | | 20,847,778.77 |
| -- | 7,093,679.80 | 75,282,040.09 | 7,093,679.80 | 75,282,040.09 |
| | 184,684,525.09 | 174,342,543.17 | 226,411,901.68 | 164,044,360.36 |
| | 56,176,677.72 | 248,465,254.64 | 75,139,217.06 | 224,861,257.46 |
| | 22,884,952.02 | 21,016,699.61 | 36,219,657.95 | 19,150,169.49 |
| | 22,884,952.02 | 21,016,699.61 | 36,219,657.95 | 19,150,169.49 |
| | 52,510,765.98 | | 18,915,460.94 | |

2018



2018

| | | | | | |
|--|--|--|--|--|--|
| | | | | | |
| | | | | | |

| | | | | | |
|--|--|--|--|--|--|
| | | | | | |
|--|--|--|--|--|--|

2018

| | | | | | |
|--|--|--|-----|--------|--------|
| | | | 100 | 44.99% | 44.99% |
|--|--|--|-----|--------|--------|

| | |
|--|--|
| | |
|--|--|

2018

2018

| | | | | | | |
|--|--|----------------|---------------|--------------|---------------|----------------|
| | | | | | | |
| | | 244,122,145.52 | 21,775,367.54 | 4,822,583.48 | -4,251,687.19 | 266,468,409.35 |
| | | 106,245,062.26 | 43,235,769.18 | 4,025,353.28 | -2,723,221.98 | 150,782,962.74 |

2018

| | | | | | | |
|--|----------------------|----------------------|----------------|--------------|-----------------------|----------------------|
| | 3,427,868,020. 10 | 2,928,370,209. 13 | 363,357,685.64 | 3,050,453.66 | -3,522,498,447. 96 | 3,200,147,920. 57 |
| | 1,519,880,668. 23 | 1,856,540,186. 35 | 117,644,327.09 | 760,061.50 | -3,269,951,355. 67 | 224,873,887.50 |

| | | |
|--|---------------|---------------|
| | | |
| | 10,825,312.38 | |
| | 26,615,292.22 | 13,175,646.96 |
| | 37,440,604.60 | 13,175,646.96 |

1)

| | | |
|--|---------------|--|
| | | |
| | 10,825,312.38 | |
| | 10,825,312.38 | |

2)

3)

4

1)

| | 28,016,097.07 | 100.00% | 1,400,804.85 | 5.00% | 26,615,292.22 | 13,869,102.06 | 100.00% | 693,455.10 | 5.00% | 13,175,646.96 |
|--|---------------|---------|--------------|-------|---------------|---------------|---------|------------|-------|---------------|
| | 28,016,097.07 | 100.00% | 1,400,804.85 | 5.00% | 26,615,292.22 | 13,869,102.06 | 100.00% | 693,455.10 | 5.00% | 13,175,646.96 |

| 1 | | | |
|---|---------------|--------------|-------|
| 1 | 28,016,097.07 | 1,400,804.85 | 5.00% |
| 1 | 28,016,097.07 | 1,400,804.85 | 5.00% |

2)

707,349.75

0.00

| | | |
|--|--|--|
| | | |
|--|--|--|

3)

| | |
|--|--|
| | |
|--|--|

2018

| | | | | | |
|--|--|--|--|--|--|
| | | | | | |
|--|--|--|--|--|--|

4)

| | | | |
|--|--|--|--|
| | | | |
| | | | |
| | | | |

5)

6)

| | | |
|--|----------------|----------------|
| | | |
| | 6,608,219.18 | |
| | 275,461,099.37 | 263,724,504.59 |
| | 282,069,318.55 | 263,724,504.59 |

1)

| | | |
|--|--------------|--|
| | | |
| | 6,608,219.18 | |
| | 6,608,219.18 | |

2)

1)

2)

1

1)

| | 275,47 9,704.4 2 | 100.00 % | 18,605. 05 | | 275,46 1,099.3 7 | 263,7 50,17 8.64 | 100.00 % | 25,674. 05 | | 263,724, 504.59 |
|--|------------------------|-------------|---------------|--|------------------------|------------------------|-------------|---------------|--|--------------------|
| | 275,47 9,704.4 2 | 100.00 % | 18,605. 05 | | 275,46 1,099.3 7 | 263,7 50,17 8.64 | 100.00 % | 25,674. 05 | | 263,724, 504.59 |

| 1 | | | | |
|---|---|------------|-----------|--------|
| 1 | | 324,100.89 | 16,205.05 | 5.00% |
| 1 | | 324,100.89 | 16,205.05 | 5.00% |
| 4 | 5 | 3,000.00 | 2,400.00 | 80.00% |
| | | 327,100.89 | 18,605.05 | 5.69% |

2)

2018

-7,069.00

0.00

| | | |
|--|--|--|
| | | |
|--|--|--|

3)

| | |
|--|--|
| | |
|--|--|

| | | | | | |
|--|--|--|--|--|--|
| | | | | | |
|--|--|--|--|--|--|

4)

| | | |
|--|----------------|----------------|
| | | |
| | 275,152,603.53 | 263,120,546.25 |
| | 6,840.05 | 5,853.08 |
| | 320,260.84 | 623,779.31 |
| | 275,479,704.42 | 263,750,178.64 |

5)

| | | | | | |
|--|----|----------------|-----|--------|-----------|
| | | | | | |
| | | 183,577,050.00 | 3-4 | 66.64% | |
| | | 91,471,541.53 | 1-2 | 33.20% | |
| | | 149,283.00 | 1 | 0.05% | 7,464.15 |
| | | 89,012.00 | 1 | 0.03% | |
| | | 88,861.92 | 1 | 0.03% | 4,443.10 |
| | -- | 275,375,748.45 | -- | 99.95% | 11,907.25 |

6)

| | | | |
|--|--|--|--|
| | | | |
|--|--|--|--|

7)

8)

| | | | | | | |
|--|----------------|---------------|----------------|----------------|--|----------------|
| | | | | | | |
| | | | | | | |
| | 267,200,000.00 | 14,652,907.71 | 252,547,092.29 | 249,200,000.00 | | 249,200,000.00 |
| | 184,684,525.09 | | 184,684,525.09 | 226,411,901.68 | | 226,411,901.68 |
| | 451,884,525.09 | 14,652,907.71 | 437,231,617.38 | 475,611,901.68 | | 475,611,901.68 |

| | | | | | | |
|--|----------------|---------------|--|----------------|---------------|---------------|
| | | | | | | |
| | 80,000,000.00 | | | 80,000,000.00 | | |
| | 48,600,000.00 | | | 48,600,000.00 | 14,652,907.71 | 14,652,907.71 |
| | 1,000,000.00 | | | 1,000,000.00 | | |
| | 110,000,000.00 | | | 110,000,000.00 | | |
| | 5,100,000.00 | 18,000,000.00 | | 23,100,000.00 | | |
| | 4,500,000.00 | | | 4,500,000.00 | | |
| | 249,200,000.00 | 18,000,000.00 | | 267,200,000.00 | 14,652,907.71 | 14,652,907.71 |

| | | | | | | | | | | |
|--|---------|--|--|--------|--|--|--------|--|--|--------|
| | | | | | | | | | | |
| | | | | | | | | | | |
| | | | | | | | | | | |
| | | | | | | | | | | |
| | | | | | | | | | | |
| | 226,411 | | | 10,783 | | | 52,510 | | | 184,68 |

2018

| | | | | | | | | | | |
|--|--------------------|--|--|-------------------|--|--|-------------------|--|--|------------------------|
| | ,901.68 | | | 389.39 | | | 765.98 | | | 4,525.0 9 |
| | 226,411 ,901.68 | | | 10,783, 389.39 | | | 52,510, 765.98 | | | 184,68 4,525.0 9 |
| | 226,411 ,901.68 | | | 10,783, 389.39 | | | 52,510, 765.98 | | | 184,68 4,525.0 9 |

| | | | | |
|--|----------------|---------------|----------------|---------------|
| | | | | |
| | | | | |
| | 226,116,635.42 | 95,198,832.46 | 209,364,828.49 | 91,830,365.08 |
| | 241,282.29 | | 362,609.13 | 22,886.47 |
| | 226,357,917.71 | 95,198,832.46 | 209,727,437.62 | 91,853,251.55 |

| | | |
|--|---------------|---------------|
| | | |
| | 10,783,389.39 | 17,066,702.83 |
| | 5,026,078.27 | 5,563,426.42 |
| | 11,409,485.15 | 11,308,029.55 |
| | 27,218,952.81 | 33,938,158.80 |

| | | |
|--|--------------|----|
| | | |
| | -187,977.35 | |
| | 3,949,515.12 | |
| | -34,136.51 | |
| | -45.46 | |
| | 665,113.27 | |
| | 3,062,333.45 | -- |

1

1

| | | | |
|--|-------|------|------|
| | | | |
| | | / | / |
| | 3.36% | 0.20 | 0.20 |
| | 3.25% | 0.20 | 0.20 |

