



湖南能源集团发展股份有限公司
HUNAN ENERGY GROUP DEVELOPMENT CO., LTD.



中信证券股份有限公司
CITIC Securities Company Limited

“ ” 202 30 “ ” “ ”
“ ” 202

13001 “ ”
“ ”
“ ”





		3 .12	303.1	2 1.	10 .12	2 0.	3 .11
		1, .1	1,1 3.11	,30 .33	33, 12.	3, 23.4	12,0 2.14
		20,4 0.	1 , .0	1 ,120.22	, 0 .	1 , 2 .3	3,1 .
		3 . 2	31 . 1	2 .01	112.	301. 3	3 . 1
		0, 04.	2,013.	4 ,1 3.2	24, 3 .4	4 , .	,0 0.1
		1 , 2.20	13,3 .1	12,3 .3	,3 .40	11,34 .13	2,3 0. 2
		124.	120.	120. 1	4.0	14 .32	14.23
		, .4	4 ,311.12	0,41 .13	2 ,223.3	4, 24.04	,2 .
		14, 2. 1	12, 1. 3	12, 3.01	,03 .	13,34 .01	1, 1 .2
		2 .02	1 0.22	11 . 2	132.43	12 .	1 .23
		31,1 .	2 , .2	21,203.2	2 ,4 .2	24,00 . 4	4, .2
		, 0 .21	,2 3. 0	,0 . 4	, 22.13	, 1.	1,1 3.43

2020 2024

1

2020

1		2022/12/31		4 , 32.04	,2 3.1	1 , 41.13	3 .33%
2		2022/12/31		20, . 3	44,341.2	23,4 1.3	112.3 %
3		2021/10/31		34, 3.21	44,1 .	,20 .3	2 .32%
4		2021/10/31		,1 .	,1 . 1	12,03 .02	21. 2%

2

1				2024/10/31			
2	002 2.		4. 3%	2024/10/31			

3 00 4. 2022/ /31
10%

4 00 00. 2022/1/31
100%

1

2023

1 . °C

1.0°C

2023

2023

1,1 1.

1 %

2023

2024

2024

1 1

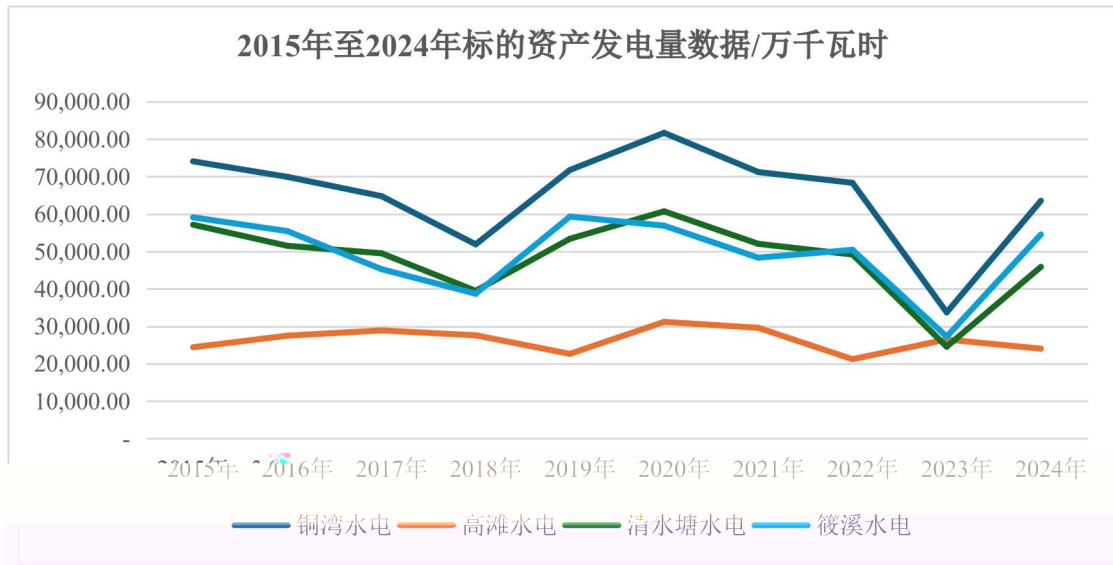
2024

2024

2

1		2022/12/31		4 , 32.04	,2 3.1	1 , 41.13
		202 /3/31		3 ,4 2.	, 00. 0	1 ,02 . 3
2		2022/12/31		20, . 3	44,341.2	23,4 1.3
		202 /3/31		1 ,2 .	31,3 . 3	1 ,0 2.1
3		2021/10/31		34, 3.21	44,1 .	,20 .3
		202 /3/31		30, 1. 2	3 , .	, .2

4		2021/10/31		,1 .	,1 . 1	12,03 .02
		202 /3/31		3 ,1 2.0	4 ,3 4. 0	10,202.4



201 2024

	2023	33, 12.	2020	1, .1
	2023	24, 3 .4	2020	0, 04.
	2023	2 ,223.3	201	,2 .1
	2022	21,203.2	2020	31,1 .
				,0 .11
				4 ,322.1
				4 , 0 .
				2 ,33 .0

		/
1		302.00
2		2 2.00
3		302.00
4		302.00

2021 1

2021 2

2007 53

15

2024 1537

2025

2024

7, 735

74. 6%

"

" "

" "

"

1

%

		144,3 2.41	2,2 1.4	1 2,202.	, 2 .00	.41	3. 1
		4 ,31 .1	,003.	4 ,4 2. 0	1 , 4 .	-3.	11 .21
		-	-	,4 . 3	,4 . 3	-	-
		1 , .13	, 2.22	34,33 . 0	14, 3.	2.	1. 1
		3 ,300.02	2,430.3	2 ,3 3. 3	, 2.4	-2 .0	21 . 1
		-	-	3, 23. 1	3, 23. 1	-	-







4

1

×

.

+

+

+

-

2023

×

201 2

×

× 40%+

× 0%

·

/ - / × 100%

+ × 100%



' 8.0 0A

×

> :~\$#k% = 6F C#-k æ

“

”

“

2

×

.

+

+

+

+

-

/ 1140 -2023

+

+

+

.

.

/ 1140 -2023

×

+

2

/ 1140 -2023

0. 0%

×

/ 1140 -2023

0. %

+ ×

/ 1140 -2023

/ 1140 -2023

+

×

×

1

3.10%

2

3. 0%

+ + × ×
× 1/2

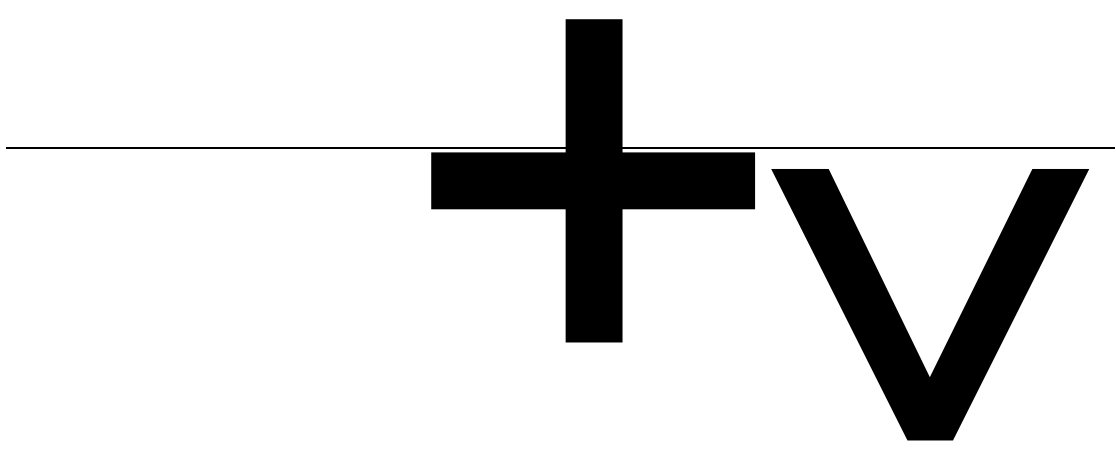
3

3.3 %

	13%
	%
	%
	%
	%
(%

+ +

×



×

× 40%+

× 0%

(-)/ × 100%

/(+)× 100%

$$\pm \quad (\quad + \quad + \quad + \quad + \quad + \quad) \times 1$$

$$\times$$

1		2024 1 (2022)	2024 1 (2022)
2		(2022)	(2022)
3		2014 31	2014 31 (2021 1)

+ + + + +

×

1

%

		3,1 .	12,233.	3,444.30	2 , .22	1 .2	111.
		-	-	,1 . 1	,1 . 1	-	-
		30, 0 .0	4, 1 .	32,432.4	12, .42	.2	1 2. 3
		-	-	3,2 4.31	3,2 4.31	-	-

2







3

1 2024 1 2024 1
2022) (2022)
2

E8B 6 > (505
, >

! " # \$ % & ' () * + , - . / : ; < = > ? @ [\] ^ _ ` { | } ~

1

2

1

2





/

20

30

30

10-1

		20- 0	0.00- .00	1. 0 .00
		- 0	0.00-3.00	1. 4-12. 0
		-4	0.00	2.22-1 .
		10- 0	0.00-3.00	1. 4-10.00
		- 0	.00	1. 0-11.
		20-4	.00	2.11-4.
		- 0	.00	1. 0-1 .00
		20-3	.00	2. 1-4.
		20- 0	0.00- .00	1. 0 .00

		-20	0.00- .00	4. -20.00
		-32	0.00-3.00	3.03-20.00
		4-2	0.00- .00	3. -2 .00
		-30	0.00-3.00	3.23-20.00
		-30	.00	3.1 -1 .00
		12-30	.00	3.1 - . 2
		-30	.00	3.1 -1 .00
		-30	.00-10.00	3.00-1 .00
		-20	0.00- .00	4. -20.00
		3-10	0.00- .00	. 0-33.33
		3-12	0.00-3.00	.0 -33.33
		4-	0.00-3.00	12.13-2 .00
		-	.00	11. -1 .00
		-10	0.00-10.00	.00-20.00
		3-10	0.00- .00	. 0-33.33
		4-14	0.00- .00	. -2 .00
		3-10	0.00-3.00	. 0-33.33
		-10	3.00	. 0-1 .1
		-10	0.00-3.00	. 0-20.00
		-10	.00	. 0-1 . 3
			.00	1 . 3
		4-	.00	1 .00-23.
		-10	0.00-10.00	.00-20.00
		4-14	0.00- .00	. -2 .00
			0.00- .00	1 .00-20.00
		3-12	0.00-3.00	.0 -33.33
		4-10	0.00- .00	. 0-2 .00

		3-	3.00	1 .40-32.33
		-	.00	11. -1 .00
		3-	.00	1 .00-31.
		-20	.00-10.00	4. 0-1 .00
			0.00- .00	1 .00-20.00

4

1

2

3

4



" " " " 1
 " " 1 " " 2 " " ①
 " " " " " "
 " " " " " " 1
 " " 1 " " 2 " " ①
 " " " " " "
 " " " " " " 1 "
 " 1 " " 2 " " ① "
 " " " " " "
 " " " " " " 1 " " 1
 " " 2 " " ① "

1

1		01 201		24 , 0.00		

2		202 001 4 001 2		, 01. 0		
3		202 00010 00010		2 1,0 2.0		
4		202 00320 003210		4,400. 2		
		202 000 2 2 000 2 4 000 2 000 2		3 , 4 .00		
		2014 0001 2		, 2 .0		
		202 0002		4,3 .0		
		202 0002 0002 202 0002 0002 00 202 0002 02		, 40.0		
		202 0002 03 0002 04		11, 33. 2		
10		202 0002 0 0002 10		44, 0 .		

4
12
3
2

4,400. 2


2 1,0 2.0

2 ,4 2. 0
4,400. 2

202

...

...



20100



2010 12

2011-

2011

00 010

2012

2012

		0001 1 0001 2	2014 2014	2014 4
	202			
	0002		1 2 002	1 2 1
	0002			
	202		3	1 10
	0002			
	0002 00	1 2 0		
	202			
	0002 02	4	2001 2001	2001 11
	0002 10	4 0		

ENT //

/

2

1

~

As a result of the

6

//

a

a



2001 44

"

"



4,400

202

"

"

"

" " 1

" " 1

"

1

30

10-1

2

4

3

1

2

202



	1			223.	240. 1	
				1 4.2	1 .	
				103. 2	102. 2	
	2			1 . 1	2 . 2	
	3			0.	0.	
				-	-	
				-	-	
	1			3 . 3	442. 4	
				1 . 4	1 . 4	
				122. 3	122. 2	
	2			11.40	21.40	
	3			0.	0.	
				-	1.4	
				-	0.32	
	4			-	.43	
			.	.		
1			1 1.4	2 . 3		
			133.3	133.3		

				230. 1	242.	
	2			12. 3	2 .3	
	3			10 . 2	. 0	
	4			0.	0.	
	1			42.2	33. 4	
				3.2	. 1	
				3.	3.02	
	2			1 .0	22 .01	
				12 . 4	12 . 4	
				210.	212. 4	
	3			12.3	11.20	
	4			-	.13	
				0.	0.	
				-	1.1	
				-	0.21	

			202 -11-4
			202 -4-10
			202 -4-12

			202 - -
		(201 2120) (201 2) 201 11 14	-
			202 - -2

1

1

3) До свиданья, Р

>

...и в то же время, а не наоборот.

В

“

3

9 ..

		2 .20% 3 0% 4 13% %
10	1 1 / / 124 / 400 10	1 1 2 + 10% 3 + 10% 2 .20% 3 0% 4 13% %
	/	1 1 2 .20% 3 0% 4 13% %
	/ 4	1 1 2 + 10% 3 +

		<p>2 10%</p> <p>.20%</p> <p>3</p> <p>0%</p> <p>4 %</p> <p>13%</p>
	0 4-2014 /	<p>1</p> <p>1</p> <p>2 +</p> <p>10%</p> <p>2 .20%</p> <p>3</p> <p>0%</p> <p>4 %</p> <p>13%</p>
		<p>1</p> <p>1</p> <p>2 +</p> <p>10%</p> <p>3</p> <p>+ 10%</p> <p>2 .20%</p> <p>3</p> <p>0%</p> <p>4 %</p> <p>13%</p>
		<p>1</p> <p>1</p> <p>2</p>

		<p style="text-align: right;">+</p> <p style="text-align: right;">10%</p> <p>2</p> <p style="text-align: right;">.20%</p> <p>3</p> <p style="text-align: right;">0%</p> <p>4</p> <p style="text-align: right;">13%</p> <p style="text-align: right;">%</p>
	/	

2

"

"



2024 10
2024
2023 3, 0,44

.0%

2

3

0. /

4

200 0

201 2

1

,000 /

3, 00

4,400

2

/

		40-031	00 /1 / 12	, 00.00	,400.00- , 4 .00
			000 /1 / 12 /1 0 /23. /	, 00.00	, 00.00

3

4

/

			3	1,200.00	1,300.00
			3	1,200.00	1,300.00

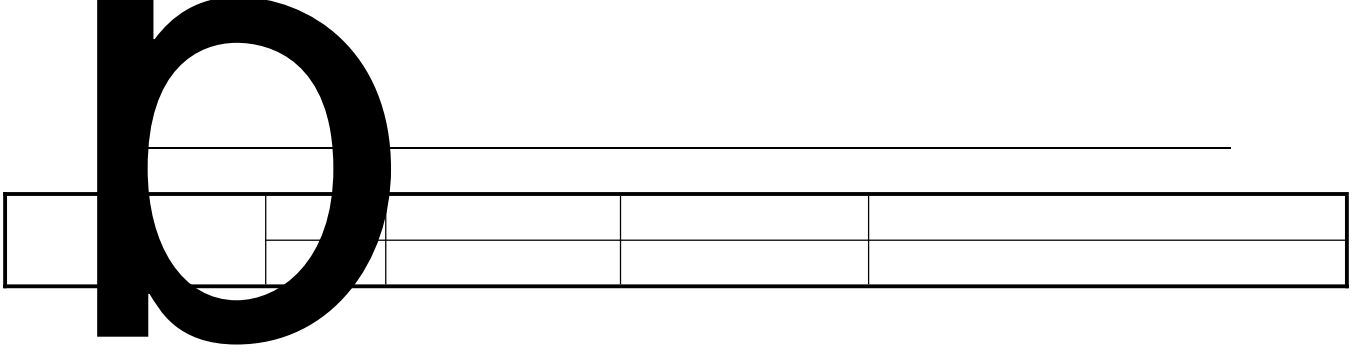
4

202

20.00

/ 4. 0

/ 424 1—2023



				0.	0.01	0.	0.01
				.4	1 .0	12. 1	13.04
				12 .	4.00	11 .13	3.03
				11.20	0.3	12.3	0.31
				.13	0.20	-	-
				2.12	0.0	0.	0.02

30%

		1, 23.44	31. 0
		2, 4 .31	1,3 .10
		4 .03	1, 02.1
		4, 1.10	, .4

%

00	0. 0	1.30	1. 0	0.3	1.10	1.30	1. 0	2.10	2.
00()-3,000	0. 0	1. 0	1. 0	0.3	1.10	1.30	1. 0	2.10	2.
3,000- ,000	0. 0	1. 0	1. 0	0.3	1.10	1.30	1. 0	2.10	2.
,000	0. 0	1. 0	2.00	0.3	1.10	1.30	1. 0	2.10	2.

1.0 %-1. %	

"

"



12.1	.41
24.	23. 3

					3 .03	340.		202 3
					0.00	0.0		2024 10

					-	1.0	2022	

			30%		
			3 %		
			3 %		
			30%		
			30%		
			20%		
			1 %		
			3%		
			20%		
			0%		
			2 %		
			3%		
		2023			
		2024			
		202			

		30%	0%
		%	3%
		30%	%
		30%	%

2004 3

10

30

1			1 2.20	44.		
2			-	-	-	
3			2.10	.32		
4			-	-	-	
			1 .	1 . 4		
			1, 31.00	3 .1		

			-	-	-	
			-	-	-	
			.2	2.1		
10			-	-	-	
11			-	30.04		

1			40.	4 .10		
2			-	-	-	
3			0.	443.11		
4			-	-	-	
			.4	3 .1		
			2, .02	1,41 .21		
			-	-	-	
			-	-	-	
			1 .24	0.3		
10			-	-	-	
11			40. 1	40. 1		

1			4 .	21. 1		
2			-	- -		
3			430.2	314.44		
4			-	- -		
			0.23	1 .		
			.31	1, 0 .		
			-	- -		
			-	- -		
			113.2	4.		
10			-	- -		
11			1 .40	41.		

1			-	- -		
2			-	- -		
3			1 .	2 0. 1		
4			-	- -		
			11. 3	. 4		
			,341.03	, 3 .		

			-	-	-	
			-	-	-	
			1 2. 4	2 3.1		
10			-	-	-	
11			22 .0	322.3		

		1, 00.00	2023-12-2	2024- -1	3.30%

2023

1, 00

3.30%

2023 12 20 2024 1 22 1 3.4 %

		1 , 0.00	2022/4/2	2023/ /	
		24,000.00	2022/4/2	2024/4/1	
		14,000.00	201 / /2	2023/ /31	
		,000.00	2021/ /24	2024/4/2	
		12,000.00	2020/3/31	2024/4/2	
		23, 40.00	2022/ /14	2032/ /1	
		41,000.00	2020/12/14	203 /11/12	
		2,000.00	200 /4/3	202 /4/	
		2 ,000.00	2020/ /2	202 /10/11	

		11,000.00	2020/ /24	2030/ /24	
		20,000.00	200 / /31	2023/ /31	

0.2%

"

"

22

0.1%-1%

23, 40.00

1 2023

2023

2 2024

2024

3 ,021, .00

3, 02,1 . 0

3 ,11 , .40

3 ,0 0,000.00

2024

4,111, .00

3 202

202

202

,131,32 . 0

13,132.

,31 ,1 . 4

31, ,4 .00

3 , , 4. 0

..

--- -- --



1 2023

2023

2 2024

2024

1,000

100

00

3 202

202

202

1 2023

2023

2 2024

2024

4,000

200

3, 00

3 202

202

202

2.40

1,200

2.2

1	2023		
	2023		
		,000	0
		4,2 0	
2	2024		
	2024		
		2, 00	420
		2,3 0	
3	202		
	202		202

4,000



"

"

"

"



2022

"

"

"

"

2022

202

2024 1

4

202

"

"

"

"

"

"

"

"

4

4

1			1.3			
2			11.00			
3			3.1			
4			3.20			

4

4

"

"

1

2

3

2

.00

202

10

/

10.

.41

3.34

1			2 .30			
2			14.00			
3			10.			

1

2

3

4

2023

4

4

1.3

11.00

3.1

3.20

4

"



"

202

1

1

— —
"

"

30%



2023 1 1 2024 30

23, 40.00

202

4,000

4





			, 1.1	.12%	, 0.	. %
			2 .1	3. %	2 2.33	3. 3%
			43 .12	. %	.44	11.0 %
			44.2	12.33%	44. 4	. 4%
			4,432.	4.20%	4,3 .	4.00%
			334.20	. %	31 .	.3 %
			40 .4	. 4%	433.	.3 %
			.3	13.3 %	0.	13.2 %
			3,1 .	.44%	3,0 .0	.1 %
			1 1.	3.4 %	22 .1	.01%

			42 .0	.14%	4 1.2	. 1%
			.42	1 . %	1 .	1 . 3%
			1,0 2.0	2. %	1,12 .44	2. 2%
			133.14	.4 %	11 .	. %
			31 .	1 .4 %	304.4	14.30%
			1 .	2 .1 %	.13	2 .21%

2024

	1. %	. %	41. %			
	1 .4 %	1 .20%	1 .2 %			
	4. 1%	2 . 3%	1. 1%			
	. 4%		3 .2 %			

()

		1. 4%	.12%	4.20%	.44%	2. %
		1 .0 %	3. %	. %	3.4 %	.4 %
		10.02%	. %	. 4%	.14%	1 .4 %
		10.3 %	12.33%	13.3 %	1 . %	2 .1 %

2023

3 2023 2024

202 1-11

2023 2024

/

			2 , 04,120.00	2 4, , 30.00
			4.3	1.4
			10 , 2 , 1. 0	10 ,2 3, 1.00
			3. 2	4.2
			104,0 ,4 1.40	4,20 , 2 . 0
			.2	10 .1
			30, 2, 2 .10	21,0 , 3 . 0
			10 .40	13 .0
			,331,000.00	,12 ,000.00
			12 . 0	131.
			20,21 .20	3 ,2 . 0
			2 4. 3	
			1,021,000.00	,000.00
			1,10 , 30. 0	4,1 .10
			103.	120.1
			3 ,234. 0	33 ,12 . 0
			120. 3	22 .0
			4 , . 3	24 ,3 .00
			130.2	240.12
			4 ,240.3	2 2,233. 1
			. 3	1 .33
			240,0 .40	2 4, 2. 0
			.	0.43

2024

44. 4%

2023

2023

2024

1

			-	-	-	-
			33.4	4.0 %	4. 1	. 0%
			31 .03	2.0 %	44 .3	.0 %
			2,14 . 4	13. 3%	2, 1 .11	2 . 3%

3, 41.41 3,100.2

43. 0% 1 . %

		4 0. 0	2 .3
		3 . 4	11.
		1 .1	22.
		. 1	1 . 3
		21.2	20. 1
		11.	1 . 4
		.2	. 1
		1.22	2.1
		.20	4 .3

4. 1 33.4

. 0% 4.0 %

2023

		.11	10 .43
		1 2. 0	22 .03
		4.0	112.
		4.2	0.3

44 .3 31 .03 0

		2,0 0.	2,4 2.
		13.22	10.10
		0.2	0.1
		3.4	130. 3
		.2	. 3

2, 1 .11 2,14 . 4
 2 . 3% 13. 3%

2024

2024

2

			-	-	-
			0.30	. 0%	.1 12.32%



		0.0	0.3
		104.1	104.2
		3.3	3.4

2,400. 1, .11
 3 . 3% 1 . 0%

2024

2024

3

			-	-	-
			.0	.24%	1,0 .02 1 .0 %
			3 .2	2. %	3 0.3 . %
			2.4	.1 %	1,003.1 14.2 %

2,4 2. 4 1, 4 .

34. 4% 13.10%

		4 4.04	. 1
		1. 0	. 2
		10.04	2 .0
		14.30	10.04
		.3	.
		1 .4	1 .4
		. 2	1 . 1
		. 4	104.2

1,0 .02 . 0

1 .0 % .24%

2023

		1 . 3	11 .0
		1 .0	2 .40
		23.03	14.
		0.2	

3 0.3 3 .2 0

		. 0	4 . 3
		.4	0.1
		0. 3	0. 3
		2 .	43.
		11.	11.2

1,003.1 2.4

14.2 % .1 %

2024

2024

4

			-	-	-
			12. 1	14.33%	1, 30.3
			1 .22	3.2 %	1 .14
					23.11%
					2.4 %

			-3 .03	-0. %	- .13	-1.13%

1, 20.3 . 0
 24.4 % 1 . 2%

		3 4.10	1,104. 4
		1 2.33	1 3.42
		. 1	21. 4
		123.3	114.1
		.4	10. 4
		23.	1 . 1
		1.4	-
		.	11. 0
		14.3	1 .
		. 1	.

1, 30.3 12. 1
 23.11% 14.33%

		13 .00	13 .2

		4 .2	24. 2
		1.	1.13

1 .14 1 .22 0.00
 2.4 % 3.2 % 0.00%

		-	-
		3.	122.
		4.	0.12
		22.1	2 .1
		1 .1	1 .

- .13 -3 .03
 -1.13% -0. %

1

	1. 4%	1. %	1. %
	2.3 %	2.1 %	2.31%
	3.21%	3.2 %	3.12%

	3.4 %	3. %	4.3 %
	.2 %	. 2%	. 1%
	40.0 %	1 . %	14. %
	23. %	24. %	.31%
	20. 0%	1 .02%	1 .0 %
	4.14%	4.0 %	. 0%
	. %	. 0%	12.32%
	.3 %	.24%	1 .0 %
	1 . 0%	14.33%	23.11%

2023

	,1 . 0
	3,100.
	4,4 3.4
	1,3 0.13
	410.
	1 .0
	. 2
	23.44
	1 .00
	12. 0
	13. 0

	. 0

2024

1,000

2

	14. %	13.1 %	1 .0 %
	12.02%	10. %	.01%
	.2 %	. 0%	11. 4%
	. 2%	. %	.04%
	13.12%	14. 2%	1 . 0%
	13.2 %	2.21%	1.32%
	3. 3%	3.2 %	1.3 %
	-3. 1%	-2. 3%	- .21%
	1 .40%	13. 3%	2 . 3%
	1 .2 %	1 . 0%	3 . 3%
	. %	.1 %	14.2 %
	-0.43%	-0. %	-1.13%

2023

3

	0. %	1.0 %	1.01%
	0.1 %	0. 1%	0. 0%
	0.0 %	0.2 %	0.1 %
	-	0.04%	0.04%
	-	-	-
	2.43%	2.00%	2. %
	-	-	-
	1. %	2. 2%	4.3 %
	-	2.0 %	.0 %
	-	-	-
	-	2. %	. %
	-	3.2 %	2.4 %



2

4

2

2

2

4

2

2

4

				21	32	. 3%	3	32	.3 %
				13	31	41. 4%	13	30	43.33%
				10	34	2 .41%	14	34	41.1 %
				24	33	2. 3%	24	3	. %

1			
2			
3			

4			

	()		11 10

	()		401.30	3 . 4
	(/)		3 . 4	3 .
	()		13	12
	()		4 2. 3	3 1. 0
	(/)		3 . 3	32. 3
	()		12	10
	()		3 4. 2	322. 0
	(/)		32.0	32.2
	()		11	13
	()		3 2.4	4 .
	(/)		34.	3 .3
	(/)		. 2	.

1

2

3

4

2023 2024



C

		.11	10 .43
		1 2. 0	22 .03
		4.0	112.
		4.2	0.3

		1 . 3	11 .0
		1 .0	2 .40
		23.03	14.
		0.2	-

		13 .00	13 .2
		4 .2	24. 2
		1.	1.13

	2024		

	2024		
	2024		
	2024		
	2023	220	
	2023	0#	
	2023	2	
	2023		

2024

202

	()		.00	1 .00
	()		.11	10 .43
	(/)		.	.30
	()		1 .00	1 .00

	()		1 . 3	11 .0
	(/)		11. 0	. 4
	()		12.00	11.00
	()		13 .00	13 .2
	(/)		11.42	12.

2023 2024

2023 2024

2023 2024

2024

2023

2024

		2 .	22.2
		1 .41	12. 4
		13. 1	3 .1
		14.	14.
		11.42	12.
		.	.30
		11. 0	. 4

1

2

1

2

1

3

4

1

2

3

2024

202

2023

2024

2

14

1

2030

43

400

0

2 0

2



			202	2030
320				
2		23		
		1.20		
				2024
3,1	4.02		2,2	.0
	4			

1. 3%

1



" - - "

2

"

2

" " " "

3

" - - "

4







” ”



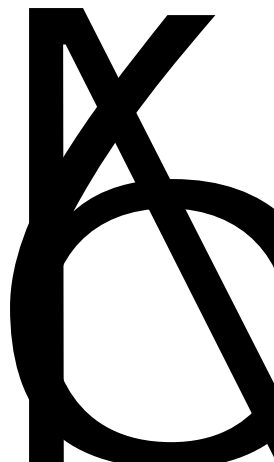
"

"

d

c c e c e p c " " c c p p s
 e p " g "
 s "

.. c q





1 "

"

1

202 4 1 202 30

1				
2				
3				
4				


202 4 1 202 30

1

2



3



NR



1

1

2

ë j

1 Ա՛ ! BՊՕ

3

3

		<p style="text-align: center;">" " 2</p> <p style="text-align: center;">" " 10</p> <p style="text-align: center;">"</p> <p>2</p>

2

1			
2			
3			
4			
		2	
			<p>1</p> <p style="text-align: center;">1 01</p> <p>2</p> <p>2003</p> <p style="text-align: right;">2004 4</p> <p>3</p>

2004 3

200 410

4

			2011 4
			4
			200 3
			2010 2

3

4

1

1

3

1			
2			

// 3. . . . /

1

2

// 3. . . . /

1			
2			
3			
4			



2022	31				"
"				2022	40
"	"		"		"
"			"		1, 00
2023	12	2			
				2023	2
			"	"	"
"					



	2003 12 10,000 ,000 1,000 2003 12 1,000 200 1 10, 00 11, 00 10,000	200 1		200											
		200													
	单位: 万元														
	<table border="1"> <thead> <tr> <th>股东名称</th> <th>认缴出资额</th> <th>实缴出资额</th> </tr> </thead> <tbody> <tr> <td>湖南能源集团</td> <td>9,000</td> <td>11,500</td> </tr> <tr> <td>中方经投</td> <td>1,000</td> <td>0</td> </tr> <tr> <td>合计</td> <td>10,000</td> <td>11,500</td> </tr> </tbody> </table>	股东名称	认缴出资额	实缴出资额	湖南能源集团	9,000	11,500	中方经投	1,000	0	合计	10,000	11,500	201 3	
股东名称	认缴出资额	实缴出资额													
湖南能源集团	9,000	11,500													
中方经投	1,000	0													
合计	10,000	11,500													
	(2) 注册资本 33,000 万元阶段 200 10,000 33,000	201 3,300 201		201 201											

	<p>201 3</p> <p>201 3,300</p> <table border="1" data-bbox="297 647 831 831"> <tr><td></td><td></td><td></td></tr> <tr><td></td><td></td><td></td></tr> <tr><td></td><td></td><td></td></tr> <tr><td></td><td></td><td></td></tr> </table> <p>201</p>															
	<p>2003 12</p> <p>13,000</p> <p>12,3 0</p> <p>, 0</p> <p>200 3</p> <p>13,000</p>	<p>200 3</p>		<p>200</p>												
		<p>200</p>		<p>201</p>												





"

"

"

"

"

"

202

1





<

>